

Mounting Solutions

2022

We **hold** your
independence

www.rehadapt.com

Rehadapt headquarters

-  Rehadapt Engineering GmbH & Co. KG
Heinrich-Hertz-Str. 104
34123 Kassel, Germany
-  +49 561 220 717 0
-  +49 561 220 717 99
-  officeteam@rehadapt.com

Rehadapt North America

-  Rehadapt North America LLC
40 Oser Ave, Suite 40-01
Hauppauge, NY 11788, USA
-  +1 888 635 6962
-  +1 888 635 6962
-  officeteam.na@rehadapt.com

Our Sales Team Looks Forward to Hearing from You



Robert Kohls

Director of Sales
& Training Europe
robert.kohls
@rehadapt.com



Maggie Mahoney

CEO Rehadapt
North America
maggie.mahoney
@rehadapt.com

Follow us!



LinkedIn
/rehadapt-engineering



Facebook
/rehadaptengineering



YouTube
/user/rehadapt

Your independence

Assistive Technology has transformed the lives of countless individuals across the globe. High-tech devices and tools now allow persons with disabilities to fully participate in the world around them and lead more enriched lives. Yet, independence can only be reached when assistive aids are held at just the right spot, at any given time, and in the most ergonomic way. Solving the mechanical aspects of Assistive Technology is the foundation and precondition on which success is based.

Using sophisticated techniques, smart designs and precision manufacturing, we support users and professionals in finding the most appropriate mechanical solutions. And, we take pride in making the process as simple and straightforward as possible. That is our mission: To reliably and flexibly hold your essential technology in reach.

*Rehadapt Mounting Solutions -
we hold your independence.*



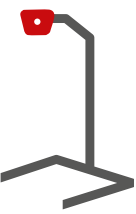
Content

Solutions




5

Wheelchair mounts



13

Floorstands



21

Table mounts



33

Control mounting

Wall mounts 28


Magic Arm 30

Components




45

Adapters




40

Sockets



57

Tubes



63

Joints



69

Base



85

Kits



84

Tools

Service



94

Virtual Mounting Service

VMS



98

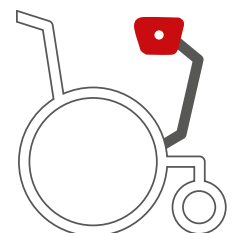
Online and on-site courses

Training



Wheelchair Mounts

Independent communication for each stage of the day – this is our mission. Mounting AAC devices the right way is crucial to respond to customers needs. Rehadapt offers out-of-the-box and yet flexible solutions for most wheelchairs.



Wheelchair mounts

Mounting systems


There are many types of wheelchairs, some with significant differences between them. Regardless of the wheelchair, we will mount your communication device, switch or control so that it is secured and perfectly positioned for the beneficiary to use! Our system is easy to use and quick to adjust, even without tools. Learn more about our different mounting systems "Monty 3D", "Hybrid 3D", "Light 3D" and their bundles.

Frame clamps

We offer a huge range of base clamps to secure our mounts to any manual or powered wheelchair. So you have the ability to clamp onto any frame, armrest, footrest, or underneath the seat.

Rehadapt wheelchair mount bundles are following the requirements for a Medical Device and must have consistency and be labelled with a Unique Device Identifier (UDI). To achieve this without compromising the needed flexibility to meet individual client demands, we separated wheelchair mount bundles from frame clamps. Please do not forget to order your frame clamp in addition to the wheelchair mount.

More about frame clamps
in our component section



Bundles

For the sake of standardization as a Medical Device and simplification, some bundles include more parts than actually needed - a choice of tubes of varying length and both lever and bolt variations. Similarly, when delivering "QuickShift" levers for toolless operation, we also deliver the corresponding Allen screws - in case setups need to be secured. The additional tubes and parts provide more flexibility when assembling the mount.




for devices up to

3 / 6 kg*
6 / 13 lbs*

*with M3D Plus

Monty 3D

Outstanding mechanical properties
for most wheelchair solutions.



for devices up to

1,8 kg
4 lbs

Hybrid 3D

Economically combining L3D-lightweight
and the M3D-sturdiness.

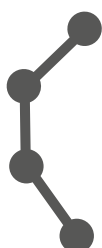


for devices up to

1,2 kg
2,6 lbs

Light 3D

Lean and sleek design while still providing
the core values of Rehadapt.



STANDARD

Three-tube solutions for
most common situations.



"PLUS"

Longer arm with double tube
option for more load capacity,
more stability and more
flexibility.



"TT"

Minimized two-tube
setup for children's
and sports chairs.



CURVED

Extra offset to position
the device at a distance.

Wheelchair mounts



STANDARD

Our standard wheelchair mounts are composed of three aluminum alloy tubes. They provide you with multiple options so that you can find one that fits your needs, AAC device and your wheelchair.

M3D

Monty 3D (M3D) wheelchair standard mounts include a Universal Device Socket (UDS), 3D adjustable joints three tubes with lengths of 200 mm (8"), 500 mm (20") and 400 mm (16"). Maximum load capacity of 3,0 kg (6,6 lbs).



Monty 3D
11.3100

- ✓ simple swivel unit



Monty 3D QuickShift
11.3211

- ✓ lockable swivel unit
- ✓ QuickShift levers



Monty 3D QuickShift Sturdy
11.3311

- ✓ lockable swivel unit
- ✓ QuickShift levers
- ✓ RotLock base for extra stability (e.g. mounting on the left side)

Accessories



Slip-out safeguards and restraining caps

M3D: 01.5500, **L3D16:** 01.5994, **L3D10:** 01.5993

Prevent tubes to unintentionally slide through the joints.



Set of cable clips

M3D: 11.0122, **L3D:** 14.0116

Keep cables organized along tubes with 5 clips.

More information in the "tube" section.

H3D

Hybrid 3D (H3D) wheelchair standard mounts include a Swivel unit, Quick-Shift joints and a Universal Device Socket (UDS) or a Spigot Link System (SLS) connection. Max. load capacity: 1.8 kg (4.0 lbs).

Hybrid 3D Short UDS 13.3211

- ✓ short range
- ✓ UDS connection

Hybrid 3D Short SLS 13.3215

- ✓ short range
- ✓ SLS connection



Hybrid 3D Long UDS 13.4211

- ✓ long range
- ✓ UDS connection

Hybrid 3D Long SLS 13.4215

- ✓ long range
- ✓ SLS connection

Tube lengths of short variants: 300 mm (12"), 400 mm (16"), 300 mm (12").
Tube lengths of long variants: 500 mm (20"), 400 mm (16"), 400 mm (16").

L3D

Light 3D (L3D) three-tube wheelchair standard mounts include a Universal Device Socket (UDS), a swivel unit and QuickShift joints. Max. load capacity: 1.2 kg (2.6 lbs).

Light 3D QuickShift UDS 14.3211

- ✓ UDS connection
- ✓ tube lengths:
250 mm (10")
400 mm (16")
300 mm (12")



Light 3D QuickShift SLS 14.3215

- ✓ SLS connection
- ✓ tube lengths:
250 mm (10")
350 mm (14")
250 mm (10")

Wheelchair mounts



"PLUS"

Our "Plus" mounts with longer tubes for precise positioning. The mounts are available in two versions for AAC devices with up to 6 kg (13,2 lbs). With RotLock base for extra stability even when mounted on the left side.



M3D

Monty 3D (M3D) wheelchair "Plus" mounts are ideal for eye-tracking devices. Universal Device Socket with double clamp (UDS DC), With RotLock base for extra stability and additional tube included. Max. load capacity: 6.0 kg (13.2 lbs).


Monty 3D Plus 11.3312

- ✓ tube lengths:
300 mm (12")
500 mm (20")
400 mm (16")
- ✓ additional tube:
500 mm (20")



Monty 3D Plus HD 11.4312

- ✓ tube lengths:
500 mm (20")
500 mm (20")
400 mm (16")
- ✓ additional tube:
300 mm (12")
- ✓ the longest reach
and the highest
stability through
double-tube






"TT"

The short wheelchair two-tube mounts are smaller in size and very sturdy. They are suitable for chairs with mounting positions directly at the front side, such as some kids' or activity chairs. The short mounts are also ideal if you need a practical transport solution.

M3D

Monty 3D (M3D) "TT" wheelchair mounts with two-tubes, base with swivel function, QuickShift levers on all components and Universal Device Socket with double clamp (UDS DC). Max. load capacity: 3.0 kg (6.6 lbs).



Monty 3D TT 11.2211


- ✓ tube lengths:
400 mm (16")
300 mm (12")

Monty 3D TT Plus 11.2312

- ✓ tube lengths:
500 mm (20")
500 mm (20")
- ✓ additional tube:
300 mm (12")
- ✓ RotLock base
for extra stability
(e.g. mounting on
the left side)
- ✓ UDS DC

L3D

Light 3D (L3D) two-tube wheelchair mounts include a Universal Device Socket (UDS) or Spigot Link System (SLS) connection, a base with swivel function and QuickShift joints. Max. load capacity: 1,2 kg (2,6 lbs).



Light 3D TT UDS 14.2211

- ✓ UDS connection
- ✓ tube lengths:
400 mm (16")
300 mm (12")

Light 3D TT SLS 14.2015

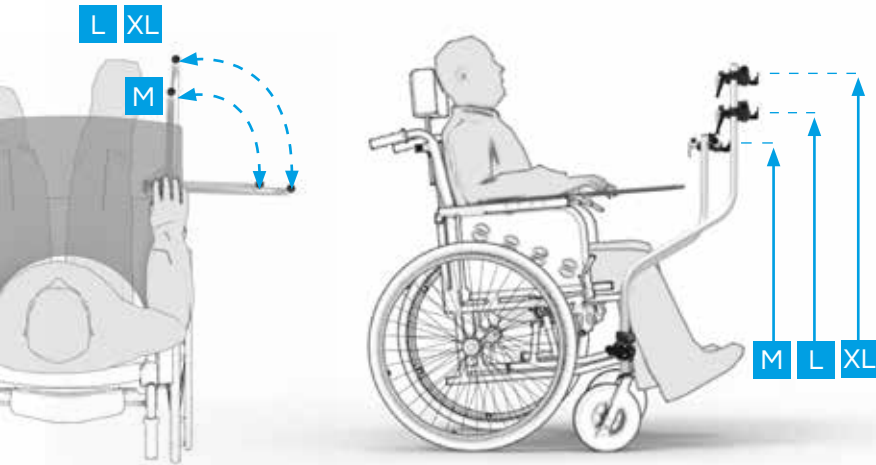
- ✓ SLS connection
- ✓ tube lengths:
250 mm (10")
300 mm (12")

Wheelchair mounts

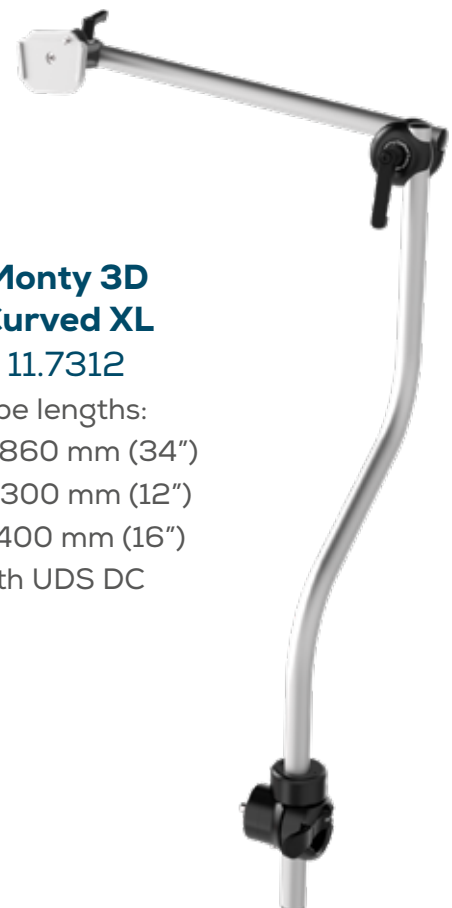


CURVED

Curved tubes in three sizes for extra offset from the mount attachment point without additional joints. Recommended when the need for an offset is rigidly defined (e.g. when using a traytable or with some eyetrackers).



Our curved wheelchair mounts are available in three different sizes, giving you the offset that suits you the best, without any additional joints. Quick-Shift joints and RotLock base with swivel function are included. Max. load capacity: 3.0 kg (6.6 lbs).



Monty 3D Curved M

11.5311

- ✓ tube lengths:
H 660 mm (26")
O 230 mm (9")
T 400 mm (16")
- ✓ with UDS QS

Monty 3D Curved L

11.6312

- ✓ tube lengths:
H 760 mm (30")
O 300 mm (12")
T 400 mm (16")
- ✓ with UDS DC

Monty 3D Curved XL

11.7312

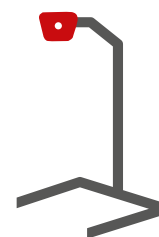
- ✓ tube lengths:
H 860 mm (34")
O 300 mm (12")
T 400 mm (16")
- ✓ with UDS DC

H: height of the curved tube, O: offset,
T: length of the second tube



Floorstands

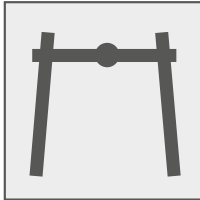
Independent communication for each stage of the day – this is our mission. Mounting AAC devices in an ergonomic and stable position even if there is nothing to mount to – with our floorstands we will hold your device when lying in a nursery bed, sitting on a recliner or even on a bean bag.



Floorstands

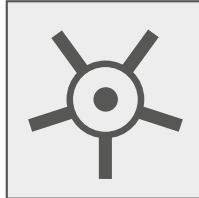
The floorstand line-ups

There are three types of floorstands which meet different needs of the beneficiary and his environment. Choose between a small footprint or a maximum load capacity, flexible height, user adjustability or transportability.



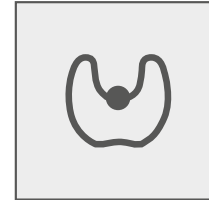
CLASSIC

Versatile and strong floorstand with many options to choose from.



PENTA

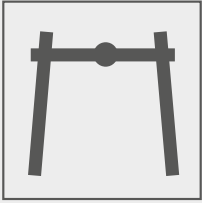
Smaller footprint floorstands with a rolling star base.



MINI

Our smallest footprint floorstands. Ideal for light-weight devices.

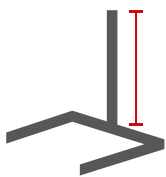
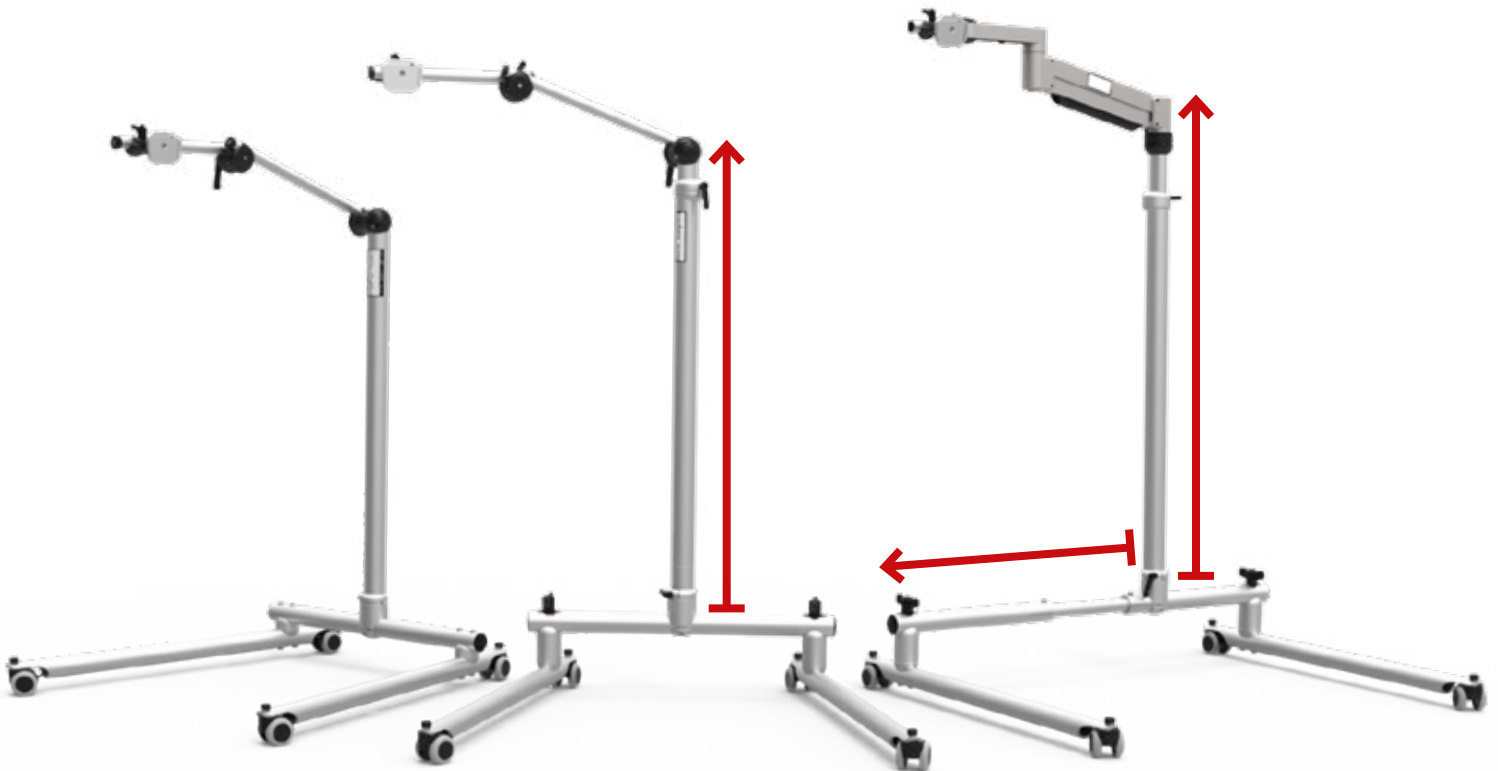




CLASSIC

Choose from three different bases, two types of arms, the QuickPack option and accessories.

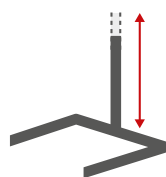
Base types



ECO

Plain and economic

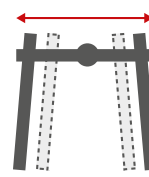
The Eco floorstands offer basic functionality at affordable prices. Both the column and the base are fixed but the flexible arm allows a precise positioning.



TELE

Height adjustable

The Tele floorstands allow for mounting devices in elevated positions (e.g. for usage in hospital beds). The column includes a gas-spring to help you move the device upwards.



VARIO

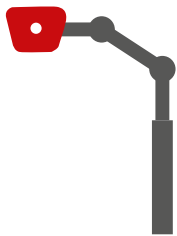
Height and width adjustable

Besides adjustability in height, the Vario floorstands offer a base with a variable width. This allows passing through narrow doors. Furthermore, the column can be centered or placed on a side.

Floorstands

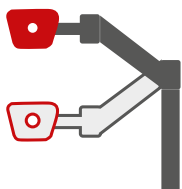
Arm types

There are two types of arms to choose from, depending on the beneficiary's needs – if he wants to adjust the device position by himself or needs a fixed position.



LOCK

The "lock" arm is a Monty 3D arm with Quick-Shift levers perfect for achieving a fixed device position.



FLOAT

The "float" arm is a free floating articulated arm perfect for flexible positioning by the beneficiary with your fingertips. After the initial adjustment, the float arm keeps the device weight in balance at any position.

There are three different load capacity options available:



„Light“ 0,7 - 3 kg (1,5 - 7 lbs)



“Standard” 2 - 6 kg (4,4 - 13,2 lbs)



“HD” 6 - 11 kg (13,2 - 24,2 lbs)



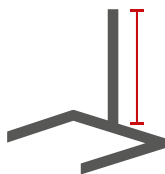
QuickPack option “QP”

The optional QuickPack feature allows you to fold down the stands in no time. The handy transportation bag included allows you to conveniently travel with the equipment for usage in different locations. You will be amazed how lightweight a Rehadapt floorstand is – given the size and sturdiness of the products: **only 9 kg (20 lbs)!**

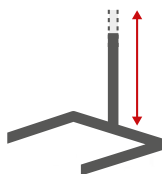


All classic floorstands

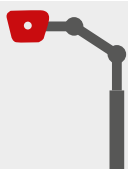
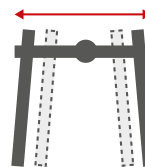
ECO



TELE



VARIO



LOCK



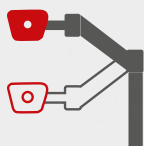
EcoLock
17.1055

TeleLock
17.1050

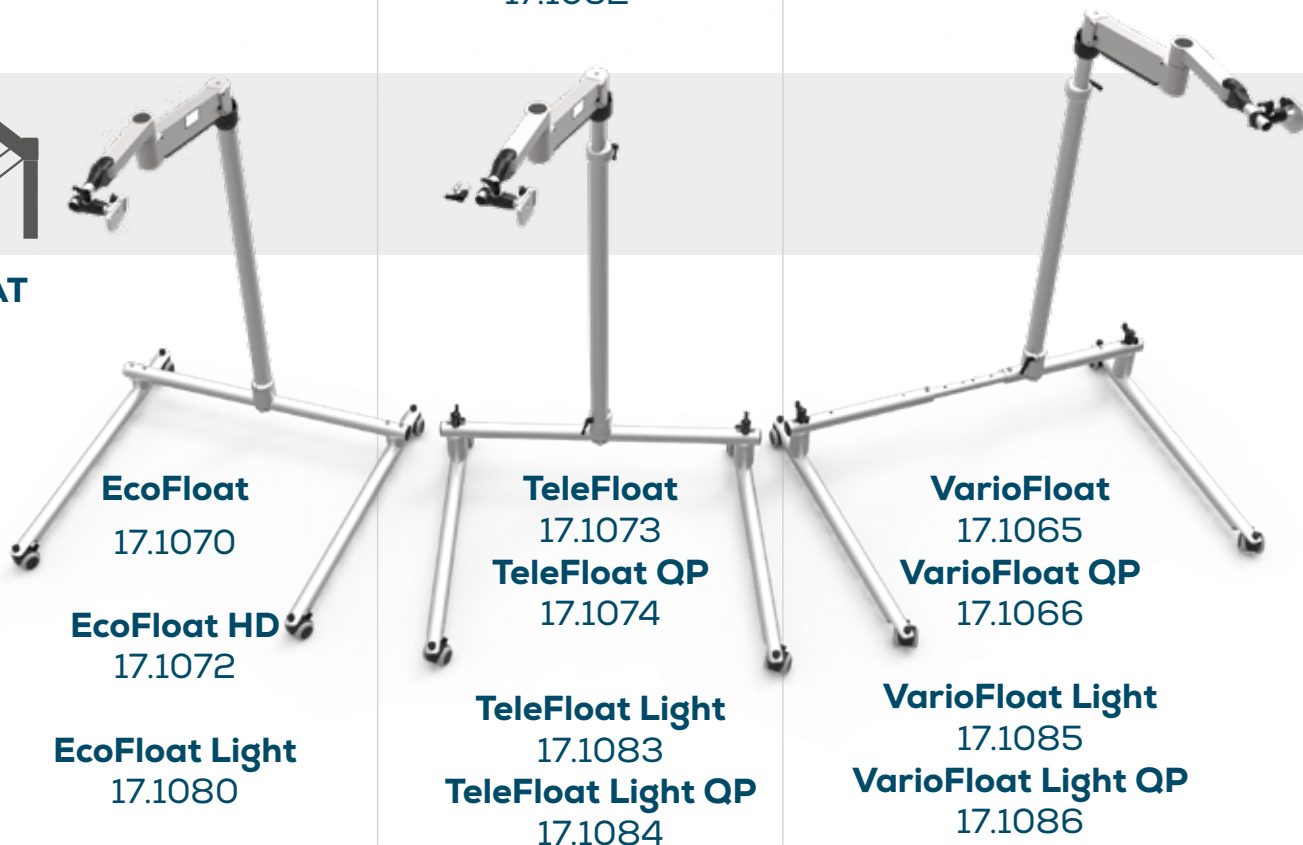
VarioLock
17.1061

TeleLock QP
17.1052

VarioLock QP
17.1063



FLOAT



EcoFloat
17.1070

TeleFloat
17.1073

VarioFloat
17.1065

EcoFloat HD
17.1072

TeleFloat QP
17.1074

VarioFloat QP
17.1066

EcoFloat Light
17.1080

TeleFloat Light
17.1083
TeleFloat Light QP
17.1084

VarioFloat Light
17.1085
VarioFloat Light QP
17.1086

Floorstands

Accessories



Transport bag for FS QuickPack | 02.0003

Rolling transportation bag for the floorstand QuickPack models. Made from sturdy ballistic nylon. Features heavy-duty handles and zippers.



FS Tray | 17.2001

Multi-purpose tray to support laptops, papers, books etc. To be fixed to the column of any floorstands from the classic or penta line. Tray size: 430mm x 315mm (17" x 12.5").



FS GA Eaton 3S700D UPS | 17.2007

Adapter that holds the Eaton 3S700D (2010 and 2020 versions) uninterruptible power supply (UPS). To be fixed to the column of floorstands Classic and Penta.



FS Box | 17.2006

Multi-purpose acrylic box ideal to hold a power supply, documents or a pointing board. To be fixed to the column of any floorstand (classic or penta line). Box size: 350 mm x 200 mm x 100 mm (14" x 8" x 4").



FS Basket | 17.2005 (available for Classic & Penta)

Multi-purpose storage, stainless steel for easy sterilization in clinical environment. To be fixed to the column of any floorstand (classic or penta line). Basket size: 200 mm x 150 mm x 150 mm (8" x 6" x 6").



FS set of cable clips | 17.0145 (available for Classic & Penta)

Set of cable clips to keep cables organized along floorstands. Includes 3 clips for Ø22 mm tubes and 2 clips for the floorstand column. Suitable for cables with a 3 mm diameter.

Replacement parts

Cap for hex bolt M8

01.0283

Replacement of damaged or missing screw caps.



Sleeve Bearing FloatArm

01.0109

Bushing ring for a smoother rotation of the floating arm.

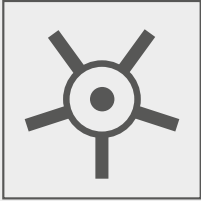


FS Classic Swivel Caster

17.9540

Replacement caster with threaded pin, washers, nut and cap.





PENTA

Telescopic floorstands on five-star base with casters to position communication aids over beds, sofas or wheelchairs with a small footprint. Available with Lock or Float arm and a double-clamp Universal Device Socket (UDS).



**FS PentaLock
Tele**
17.1100

On a telescopic gas-spring loaded column.

Without counterweight

17.1101*

**FS PentaLock
Eco**
17.1102

On a rigid column optimized for nursing beds.

Without counterweight

17.1103*



**FS PentaFloat
Eco**
17.1172

On a rigid column with floating arm.

Without counterweight

17.1173*

**FS PentaFloat
Eco**
17.1170

On a telescopic gas-spring loaded column.

Without counterweight

17.1171*

Replacement parts

**Sleeve Bearing
FloatArm**
01.0109

Bushing ring for a smoother rotation of the floating arm.



**FS Penta
Swivel Caster**
17.9541

Replacement caster. Can be mounted without tools.



*Penta floorstands always require a counterweight for safe operations! Variants without included weights are meant to save on shipping costs. However a counterweight must be sourced and added locally.

Floorstands



MINI

Elegant floorstands with flat base for positioning of lightweight devices with QuickShift handles or gooseneck for easy adjustments.

FS-Mini 17.1400

- ✓ gooseneck
- ✓ UDS connection

FS-Mini SLS 17.1401

- ✓ gooseneck
- ✓ SLS connection



FS-Mini HD 17.1410

- ✓ L3D tubes and quickShift joints
- ✓ UDS connection

FS-Mini HD SLS 17.1411

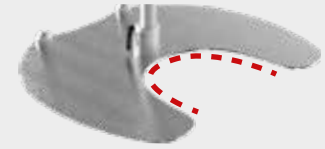
- ✓ L3D tubes and quickShift joints
- ✓ SLS connection



Rollable
when tilted



Flat base plate:
only 11 mm (0,4") thick



Cutout design for max.
positioning freedom


Accessories



FS Mini Upgrade arm 17.2004

Additional 400 mm
(16") L3D tube with
16/16 joint.

Replacement parts



FS-Mini Rubber Foot 17.9702

Replacement rubber
foot with screw and
Allen key.



FS-Mini Caster 17.9701

Replacement caster
with screw and
Allen key.



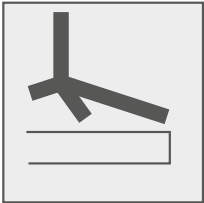
Table Mounts

Independent communication for each stage of the day – this is our mission. Whether you want to place the device on top of something - even on uneven surfaces - or whether you want to clamp it onto a piece of furniture, Rehadapt has the right solution for you – ensures very sturdy mounting for all types of devices.



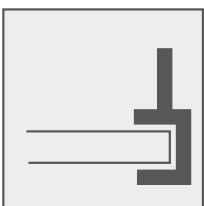
Table Mounts

There are two types of table mounts which meet different needs of the beneficiary and his environment. Choose between clamping and standing solutions, adjustability and easy transportation.



STANDS

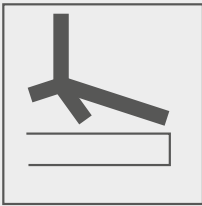
Self-standing table mounts that hold devices on a tripod, in a kickstand or on an X-frame which automatic levelling on uneven surfaces.



CLAMPS

Table clamps are securely clamped onto a given table or armrest. This saves space on the surface. Optionally they can be mounted on walls.





STANDS

Choose from different stands which are very transportable, height-adjustable and standing stable on even or uneven surfaces.

Highly transportable

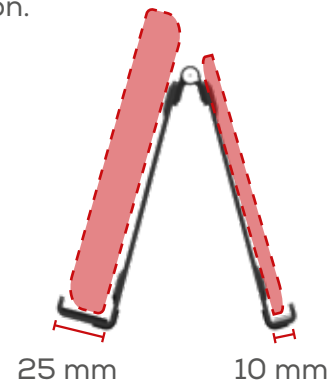


TS-FT 12.1660

Folding table stand for tablets. The hard hinged joint allows a multitude of angles. Holds tablets with and without protective case (width: 10 mm and 25 mm). Folds open and wraps around 9,7" tablets for easier transportation.



Folds open and wraps around 9,7" tablets for easier transportation.



TS-GO 12.1652

Easily foldable table stand that ensures the secure positioning of devices. Ideal for transitions between different sites. Custom transportation bag included.

Replacement parts

TS-GO Bag 02.0007

The TS-GO Bag fits the folded TS-GO perfectly to ensure an even easier and safer transportation.



Table Mounts

Ideal for touch devices



TS-DC
12.1653

Table stand mount with a straight, vertical Tube and Universal Device Socket (UDS-22-DC). Vibration-proof and slip-proof rubber feet. Height: 5 - 250 mm (3/16" - 9 13/16").




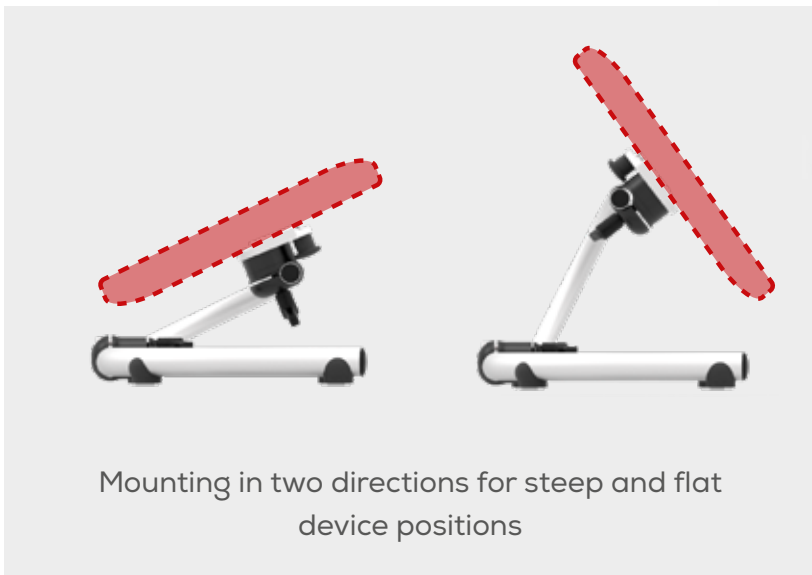
TS-UC
12.1650

✓ with UDS

TS-UC SLS
12.1655

✓ with SLS

Table stand designed for even surfaces. Prevents skidding or sliding. Holds the communication device upright, flat or at any tilt angle. Folds flat.



Replacement parts



Foot for TS-DC/UC
01.0105

Replacement foot for Rehadapt's TS-DC and TS-UC.



Auto-levelling

TS-XL 12.1602

Tabletop mounting system. X-formed frame with automatic surface leveling system. Device height: 5 - 500 mm (3/16" - 19 11/16"). Universal Device Socket included (UDS-22-DC).



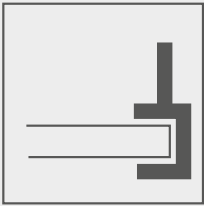
Replacement parts



Foot for TS-XL 01.0106

Replacement foot for Rehadapt's TS-XL.

Table Mounts



CLAMPS

Choose from different table clamps which are very sturdy and adjustable while saving space on the desk surface.



Readapt table clamps are quick and easy to apply to boards, table legs or other furniture through the use of the versatile SuperClamp. Equipped with a double-clamp UDS, they are the equivalent to the Swiss Army Knife in mounting: handy in all areas.



TC
12.1700

- ✓ with one L-tube



ClampOnMount
12.1760

- ✓ with two tubes



ClampOnMount Dual-SC
12.1770

- ✓ with two SuperClamps



OneHand

Keeps devices floating for easy repositioning. Device can be moved 90° vertically and 360° horizontally.

2-in-1

Can be mounted on walls too!

TC-OH | 12.1730

- ✓ for devices from 2 - 6 kg (5 - 13 lbs)

TC-OH-HD | 12.1740

- ✓ for devices from 6 - 11 kg (13 - 24 lbs)

TC-OH Light | 12.1735

- ✓ for devices from 0,7 - 3 kg (1,5 - 7 lbs)

L3D

Light 3D table mounts with one, two or three tubes each equipped with QuickShift joints, a SuperClamp and either a Universal Device Socket (UDS) or a Spigot Link System (SLS).



**TC L3D
FM UDS**
12.1721

- ✓ one gooseneck
- ✓ with UDS



**TC L3D
1QS UDS**
12.1783

- ✓ one tube
- ✓ with UDS



**TC L3D
2QS UDS**
12.1784

- ✓ two tubes
- ✓ with UDS



**TC L3D
3QS UDS**
12.1785

- ✓ three tubes
- ✓ with UDS

**TC L3D
FM SLS**
12.1722

- ✓ one gooseneck
- ✓ with SLS

**TC L3D
1QS SLS**
12.1780

- ✓ one tube
- ✓ with SLS

**TC L3D
2QS SLS**
12.1781

- ✓ two tubes
- ✓ with SLS

**TC L3D
3QS SLS**
12.1782

- ✓ three tubes
- ✓ with SLS



**L3D MC 1QS
Universal Phone Mounting Kit**
14.5554

Mounting kit for mounting Reha-dapt's universal phone holder (14.1610) anywhere. Includes the MiniClamp for clamping on Ø13-35 mm tubes (1/2-1 3/8"). Rubber wedge for flat surfaces included.





Wall Mounts

Independent communication for each stage of the day – this is our mission. We strive for the most versatile mounting in any situation. Often a wall mount is the perfect amendment to wheelchair, table and floor mounts. It can also be simply used as a parking for your mounts.




M3D

Readapt wall mounts with base plates for mounting Monty 3D tubes. Perpendicular or parallel to the wall - with 3D arm as a complete mounting solution or just with a base for parking an existing mount. Fixation screws and dowels not included.

M3D Wall Mount 11.5000

Wall mount to operate a device that is attached to a wall. Includes two tubes (one of them L-shaped), a joint and an universal device socket (UDS). Includes slip out safeguards on all tubes and QuickShift levers on all joints. Requires mindful selection of a sturdy wall and appropriate dowels/screws (not included).



Wall mounts



M3D Wall mount Base Perpendicular

11.1051

Wall mounting plate with base for mounting Monty 3D tubes perpendicularly to the wall. Suitable for Monty 3D tubes. Fixation screws and dowels not included.



M3D Wall mount Base Parallel

11.1052


Wall mounting plate with base for mounting Monty 3D tubes parallel to the wall. The QuickShift lever allows for a quick adjustment and position change. Fixation screws and dowels not included.



M3D Storage Wall mount


11.5001

This wall mount unit consists of a wall mounting plate with base and a sturdy M3D tube. The mounting bracket allows Monty 3D wheelchair mounts to be removed from the wheelchair and packed away on the wall when their usage on the wheelchair is not needed. Fixation screws and dowels not included.



Parallel

to the wall



Perpendicular

to the wall



Socket

as mount storage



Magic Arm

With its L3D, M3D and H3D mounts Rehadapt offers the best mounting system on the market. With our MagicArm components you are able to combine your existing mount with parts of the Rehadapt ecosystem.



Magic Arm

The arm

The MagicArm features a variable friction arm with balljoints and one knurled knob to lock for quick and easy positioning.



MagicArm for Wheelchair

15.1034

MagicArm (MA) for mounting on a wheelchair. Features a variable friction arm and a base compatible with all Rehadapt frame clamps. Load capacity: 3.0kg (6.6lbs). Frame clamp not included.

MA Wheelchair Socket

15.1032

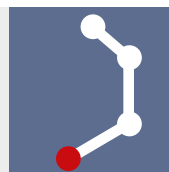
Mount-side half of a base unit to mount the MagicArm on any wheelchair. Compatible with any Rehadapt frameclamp (sold separately). The MagicArm can be easily clamped/released via a QuickShift lever.

MagicArm with SuperClamp

15.1000

MagicArm (MA) including the SuperClamp - a versatile clamp for angular or round elements sized 13-50 mm (0.5-2"). The articulated arm features balljoints and a locking knurled knob.

You can find more about the SuperClamp in the "Base" section.



Magic Arm

Adapters

The MagicArm is typically used for lightweight devices like switches, Easy Tech and light consumer devices (e.g. small tablets).

for switches



**AbleNet
BigRed**
15.1002



**AbleNet
JellyBean**
15.1003



James/AMDi PartnerPlus(4)/WobbleSwitch/Step-by-Step
15.1035



UB45
with 1/4" thread
15.1004



GoTalk
15.1007



**Buddy/Specs/Big
Candy Corn/Orby**
15.1006



Cristal Clear
15.1010



Lib Switch
15.1021



SuperTalker
(with screws)
15.1014



MA 30
(for L3D10 tubes)
15.1018



**Cradle
Adapter**
15.1019



**GoTalk
Express 32**
15.1022



**Lifeproof
AMPS**
15.1027




**Headless
bolt**
01.0012

for tablets

Universal Tablet Holder

15.1033

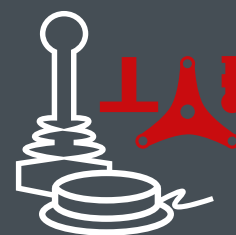
Highly adjustable tablet holder for mounting any tablet from between 7" and 13" to a wheelchair with a Magic Arm (MA). The tablet mount works with Apple iPad and Samsung Galaxy tablets, with and without protective cases. Adjustable with knobs you can easily mount your iPad or any other tablet.





Control Mounts

Independent mobility for each stage of the day – this is our mission. Every individualized control mounting solution is unique – yet providers don't need to reinvent the wheel and tinker one-off solutions for every case. Rehadapt's Light 3D mounting system allows for customized mounts without welding, drilling or 3D printing.





Individualize using the highest professional standards

Rehadapt's Light 3D mounting system allows for customized mounts without welding, drilling or 3D printing. For control mounts Rehadapt offers a wide range of standard building blocks as well as specific interfaces for mounting the most common wheelchair input and control devices.



Building bridges: maximized compatibility and modularity

The controller being mounted is the core of user benefit. Hence, our posing system supports all leading suppliers of joysticks (e.g. Switch-It), controls (e.g. REM, Dynamic Controls, R-Net) and switches (AbleNet, Haltija).

Putting these building blocks together is really quick and almost joyful ...like **playing with building blocks**.



Hits the spot:

mounting solutions wherever needed

HR Headrest

BR Backrest

AR Armrest

SF Seat frame

FR Footrest




Typical spots for attaching switches and joysticks on powered wheelchairs are armrests, headrests, seat frames, footrests or backrests. The provided assortment of frame clamps makes it possible to create a sturdy and durable solution ad-hoc on-site – no matter what the user's needs are. From different T-nut profiles to round or rectangular tubes – there is a mounting solution for your device literally out-of-the-box.

How it all comes together:

precision and flexibility

The connections of the tubes are critical. Joints need to enable exactly the position required, be quick and easy to adjust during setup, but sturdy and durable during long-term use.



Flexible tubes:

smart and safe

Precise yet flexible positioning of lightweight items. The flex back tubes give way, but always spring back into position. This makes them perfect to counter uncontrolled movements and preventing injuries and damage.




Bases

Choose from a assortment of different frame clamps to use every mounting spot on the wheelchair.

Flex-Back tubes

Spring back to their origin to assure user comfort and compensate for uncontrolled movements.



Rigid tubes

Sturdy tubes made of aircraft grade aluminium in different lengths.



Flex tubes

Gooseneck tube for the quick positioning of lightweight devices.



High quality workmanship

All Light 3D components are produced in Germany, meeting the highest expectations in workmanship and quality. Base materials are aircraft-grade, high-tensile yet lightweight aluminium alloys, that are processed on precision CNC machines. Precision in manufacturing translates directly into exact force-fit and therefore great sturdiness. Surfaces are anodized, meaning they are not only very durable, easy to clean and sleek looking, but also true to the size – which can never be reached to the same degree with painted surfaces or coatings.



3D joints

Full 360° stepless adjustment in all directions.



Adapters

Choose from a wide assortment of adapters to attach the most common switches and lightweight devices.

Swivel joints

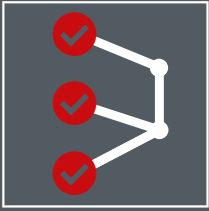
Move your mount between different positions.



Fixed joints

Connect tubes at fixed angles (65° and 90°)





CONTROL MOUNTING BUNDLES

Choose from different L3D bundles pre-configured for headrest and other mounting solutions for lightweight devices like switches and joysticks with our versatile MiniClamp.

Headrest bundles

L3D

L3D mount for the precise positioning of a single head switch. QuickShift levers, cable clips and receiver for the SLS connection. Frame clamp not included.



Light 3D Headrest 1-Switch 14.2415

- ✓ with two rigid tubes
- ✓ tube lengths: 200 mm (8"), 250 mm (10")



Light 3D Headrest 2-Switch 14.3415

- ✓ with five rigid tubes
- ✓ tube lengths: 1x 300 mm (12"), 2x 100 mm (4"), 2x 250 mm (10")

Light 3D Headrest 1-Switch Flex 14.2515

- ✓ with a rigid and a Flex Back tube
- ✓ tube lengths: 200 mm (8"), 250 mm (10")

Light 3D Headrest 2-Switch Flex 14.3515

- ✓ with three rigid and two Flex Back tubes
- ✓ tube lengths: 1x 300 mm (12"), 2x 100 mm (4"), 2x 250 mm (10")



MiniClamp bundles

L3D

Switch mount with versatile small tube clamp, two L3D10 (Ø10 mm - 3/8") tubes and two QuickShift joints to combine with any SLS switch adapter plate. Adapter not always included.



**L3D MC 2QS
Switch Mount**
14.5052

- ✓ with two rigid tubes
- ✓ tube lengths: 200 x 250 mm (8 x 10")



**L3D MC 2QS
Switch Mounting Kit**
14.5552

- ✓ with two rigid tubes
- ✓ with three popular adapter plates
- ✓ tube lengths: 100 x 150 mm (4 x 6")

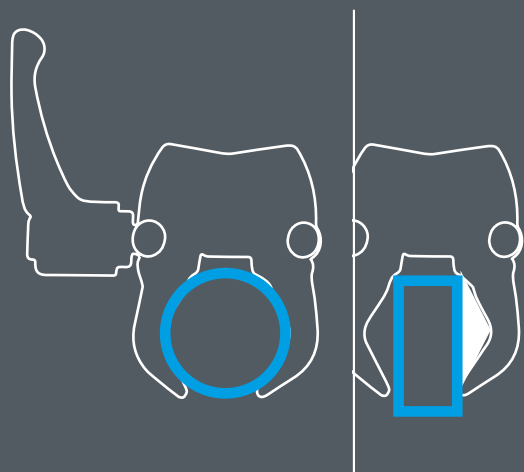


**L3D MC 2QS
Flex Switch Mounting Kit**
14.5553

- ✓ with a rigid and a Flex Back tube
- ✓ with three popular adapter plates
- ✓ tube lengths: 200 x 250 mm (8 x 10")

Our versatile MiniClamp

Quick to attach & detach and less bulky - our versatile MiniClamp is ideal for round or oval tubes of typical wheelchair frame diameters from 13 to 35mm (½" to 1 ⅜"). It comes with rubberized clutches and additional inlays to fit even on rectangular tubes. Quick toolless fixation with a clamping lever. Optimal for light-weight items such as switches.





Sockets

“The mother of all sockets” - our universal device socket (UDS) includes our quick release mechanism which allows for the safe device attachment within seconds. The footprint on the device is minimal, yet great sturdiness is achieved!



Sockets



UDS 22 DC | 16.1051

Rehadapt's signature quick release system with ball-joint in three versions.

- ✓ with 3 axes of rotation
- ✓ Two levers for separated fixation of the ball joint and the tube clamp. This way, the weight of the device remains supported during repositioning.
- ✓ The included bolts and Quickshiflever allow you to replace or optimize the existing fastening elements.




UGA 22 | 16.1000

- ✓ Fixation with a bolt.



UGA 22 QS | 16.1050

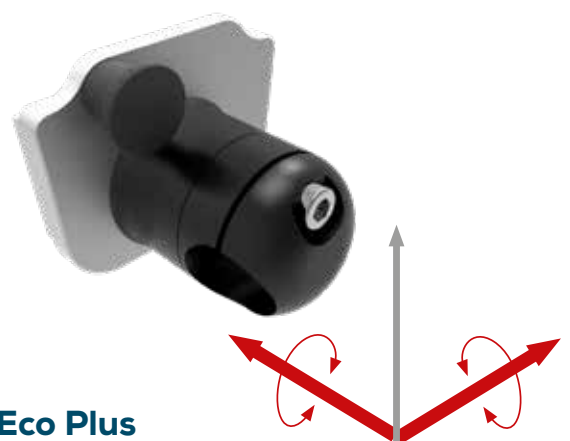
- ✓ Fixation with a lever.



UDS Eco 16.1004

- ✓ with 1 axis of rotation

The most economic and compact version of Rehadapt's quick release system: sitting directly on the tube. Allows for the rotation around the tube axis. Fastened with a bolt.



UDS Eco Plus 16.1005

- ✓ with 2 axes of rotation

Excellent compromise between economic yet flexible use of Rehadapt's quick release system. Allows for the rotation around the tube axis and the twisting of the screen. Fastened with a bolt.



System bridges

Combine your existing mounting elements with Rehadapt's ecosystem.



SLS interface
→ to UDS
14.1516



SLS interface
→ to Magic Arm
14.9511_SW



VESA fitting
→ to UDS
16.1010

Perfect for 3rd party monitor holders to carry devices with a Rehadapt UDS adapter plate.



Edero arm support
→ to M3D
16.1022

Device adapter for mounting the Edero Arm Support from Armon on Rehadapt's Monty 3D system. Includes a pin for inserting the arm and a tube for parking it.



UDS interface
→ to Daessy
16.1020



EyeGaze Edge Talker
16.1021



Universal 70/50
16.1224



Wheelchair mounting solution

for your arm support

Rehadapt's tireless commitment to expand boundaries of interaction - literally in every direction - led us to a new mounting solution for the Edero arm support system from Armon Products. It's not just about supporting an arm. Nor is it just about mounting another product. It's about reaching a further step of independence.



The Armon Edero is an arm support, especially designed for those with limited strength in their arms, or for those that can only use their muscular strength for a limited time.

The device compensates the full weight of the arm with an innovative spring compensation mechanism, easy to setup and intuitive to use. The Edero follows the natural movement of the user and allows the arm to move easily in all directions.

That gives the beneficiary full control over his arm movements.

M3D Edero Arm Support Adapter 16.1022

Rehadapt's device adapter for mounting the Edero Arm Support from Armon includes a stainless steel swivel interface to carry the Edero and a hollow element to park it next to the armrest. Both elements are ready to fit perfectly into our M3D ecosystem of mounting elements.

With this adapter, the Edero Arm Support can be mounted onto any wheelchair:



under the armrest of a
powered wheelchair



on the slide-track of a
powered wheelchair



anywhere on the frame of
a manual wheelchair



With our unique virtual mounting service it will be even easier for you to find the right mounting solution for your Edero arm system. This option is integral part of our VMS process. Learn more at www.rehadapt.com/vms

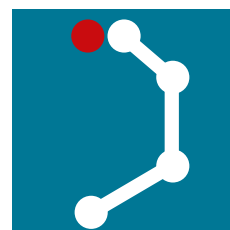


For more information feel free to contact our salesteam@rehadapt.com
or visit www.rehadapt.com/armon



Adapters

Rehadapt offers a wide range of adapters to fit onto any kind of communication device - no matter if it's a laptop, a smartphone or just a symbol book or pointing board. You can even combine different connection systems to integrate your existing mount within the Rehadapt ecosystem.




Adapters



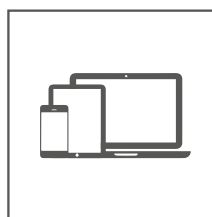
Device types

Basically Rehadapt subdivides the almost endless amount of devices to mount into three different types:



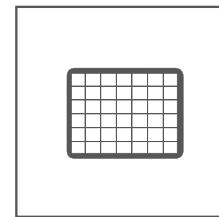
SWITCHES & CONTROLS

Light weight and small switches and joysticks.



CONSUMER DEVICES

Eye tracking and speech generating.

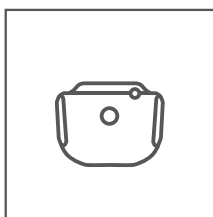


COMMUNICATION DEVICES

Heavy weight and dedicated communication tools.

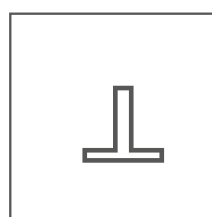
Connection types

Adapters are permanently fixed to the device. This way you can attach and detach them easily with different release systems:



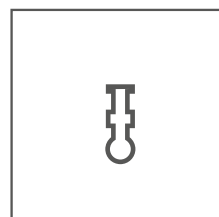
"UDS"

Quickly hook them in and out of the universal device socket



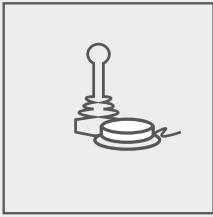
"SLS"

Insert them into the spigot link system



"MA"

Screw them onto the MagicArm (see section "Magic Arm")



SWITCHES & CONTROLS

Adapters for small and lightweight devices for switches and joysticks made by different manufacturers. Usually in use with the spigot link system (SLS).

for dedicated switches



**AbleNet
Jelly Bean**
14.1506



**AbleNet
Big Red**
14.1507



**Piko
Button**
14.1582



**Buddy/Specs/Little
Candy Corn/Orby**
14.1508



**Lib/Freedom
/Aero**
14.1509



**James/AMDi PartnerPlus(4)/
WobbleSwitch/Step-by-Step**
14.1583



**Egg
Switch**
14.1624



**Micro Light
Switch**
14.1573

for dedicated joysticks



**REM 550/420
joystick**
14.1618



**A368
joystick**
14.1619



**G690a BKT
joystick**
14.1620



**P & G
joystick**
14.1621



**DX G91
joystick**
14.1616



**Pilot 2
joystick**
14.1605



**REM 24
joystick**
14.1617



**Zom Heavy
joystick**
14.1529



**VersaGuide/Compact/
All-round joysticks**
14.1575

Switches & Controls



Omni joystick
14.1504



Omni Control IF
14.1528



Omni 2 Control IF
14.1606



Omni 2 Control IF Flex Back
14.1625

for universal use



L3D Universal Adapter

Device adapter with 10 mm (14.1530) or 16 mm (14.1531) Spigot Link System (SLS) for mounting on Rehadapt's L3D system. Suitable for the backrest controls from Hidrex, Switch It and Stealth Products, among others.



UB45
for 1/4" UNC threads
14.1563



AKL M6
for holes \varnothing 6 - 8 mm (1/4" - 1/3")
14.1587

for use with a joint

These adapters include a joint for mounting onto 10 mm (3/8") Rehadapt's L3D system.



AbleNet Mini joystick
14.1584



Proximity Sensor
14.1585



AbleNet pneumatic switch
14.1586

for use with wheelchair structure

Adapter tubes to be attached to different wheelchair spots. With 16 mm or 10 mm pins for connecting a L3D universal joint.



**Headrest
Meyra**
with 16 mm pin
14.1184



**Armrest
Meyra**
with 10 mm pin
14.1574
with 16 mm pin
14.1183

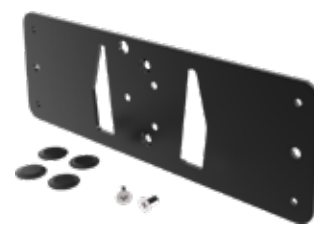


**Seat back
Vassilli**
with 16 mm pin
14.1182

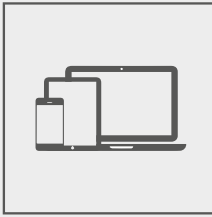
for gaming



XBox Adaptive Controller
with SLS
14.1590
with UDS
16.1219




Consumer devices



CONSUMER DEVICES

Due to enormous technical progress many consumer devices can be used as a speech generating device or other assisting technology. Rehadapt offers an adapter for any single of them.



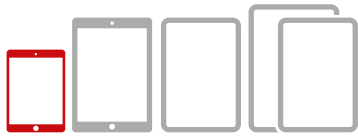
Cradles for Apple devices



	without Otterbox	with Otterbox
2nd, 3rd and 4th generation released 2011 – 2012 (A1395, A1397, A1396, A1416, A1430, A1403, A1458, A1459, A1460)	UDS 16.1133 SLS 14.1500	UDS 16.1158 SLS 14.1524
5th and 6th generation released 2017 – 2018 (A1822, A1823, A1893, A1954)	UDS 16.1157 SLS 14.1514	UDS 16.1160 SLS 14.1526
7th and 8th generation released 2019 – 2021 (A2197, A2200, A2198, A2270, A2428, A2429, A2430, A2602, A2604, A2603, A2605)	UDS 16.1231 SLS 14.1623	UDS 16.1215 SLS 14.1604




	without Otterbox	with Otterbox
9.7" (1st generation) released 2016 (A1673, A1674, A1675)	UDS 16.1171 SLS 14.1545	UDS 16.1160 SLS 14.1526
10.5" (1st generation) released 2017 (A1701, A1709)	UDS 16.1214 SLS 14.1603	UDS 16.1215 SLS 14.1604
11" (1st, 2nd and 3rd generation) released 2018 – 2021 (A1980, A2013, A1934, A2228, A2068, A2230, A2231, A2377, A2459, A2301, A2460)	UDS 16.1225 SLS 14.1611	UDS 16.1226 SLS 14.1612
12.9" (1st and 2nd generation) released 2015 – 2017 (A1584, A1652, A1670, A1671)	UDS 16.1188 SLS 14.1565	UDS 16.1196 SLS 14.1570
12.9" (3rd - 5th generation) released 2018 – 2021 (A1876, A2014, A1895, A2229, A2069, A2232, A2233, A2378, A2461, A2379, A2462)	UDS 16.1227 SLS 14.1613	UDS 16.1228 SLS 14.1614



„iPad Mini“

	without Otterbox	with Otterbox
1st, 2nd and 3rd generation released 2012 – 2014 (A1432, A1454, A1455, A1489, A1490, A1491, A1599, A1600, A1601)	UDS 16.1167 SLS 14.1519	UDS 16.1174 SLS 14.1551
4th and 5th generation released 2015 – 2019 (A1538, A1550, A2133, A2124, A2126)	UDS 16.1198 SLS 14.1581	UDS 16.1222 SLS 14.1615



„iPad Air“

	without Otterbox	with Otterbox
1st generation released 2013 (A1474, A1475)	UDS 16.1157 SLS 14.1514	UDS 16.1160 SLS 14.1526
2nd generation released 2014 (A1566, A1567)	UDS 16.1171 SLS 14.1545	UDS 16.1181 SLS 14.1559
3rd generation released 2019 (A2152, A2123, A2153)	UDS 16.1214 SLS 14.1603	UDS 16.1215 SLS 14.1604
4th generation released 2020 (A2316, A2324, A2325, A2072)	UDS 16.1225 SLS 14.1611	UDS 16.1226 SLS 14.1612

Cradles for Microsoft Surface Pro

	UDS version	SLS version
Microsoft Surface Pro 3		14.1538
Microsoft Surface Pro 4 – 7	16.1189 16.1203*	14.1566 14.1589*

*within Griffin Survivor case (only available for Surface Pro 4 and 2017).

Cradles for all other tablets

	UDS version	SLS version
Universal Tablet Holder (for 7" - 13" tablets)	16.1220 (more on p. 53)	14.1622 (more on p. 53)
Tab Tite (for 10" tablets)	16.1180	14.1549

Consumer devices

Holders for laptops



Laptop Tray
420 mm x 315 mm
for UDS **16.1163**
for SLS **14.1535**



for laptops
from 10" - 14"
for UDS **16.1163**
from 15" - 17"
for UDS **16.1140**

Universal holders



**Universal
Phone Holder**
14.1610



This phone holder was developed to accommodate any type of smartphone or phablet with or without a protective cover.

The device is secured with two spring-loaded wings and rubber mats add friction and ensure non-slip surfaces. Its sleek design and durable materials ensure everlasting use.

The universal phone holder features the spigot link system (SLS) and can be combined with any Rehadapt wheelchair mount, floorstand or table tops.

Finally, it can be set in two possible configurations:

- phone width 50-80mm (2" - 3")
- phone width 80-95mm (3" - 3 3/4")



**Check out our
Youtube channel
to see the
holder in action!**



Universal Tablet Holder

for UDS
16.1220

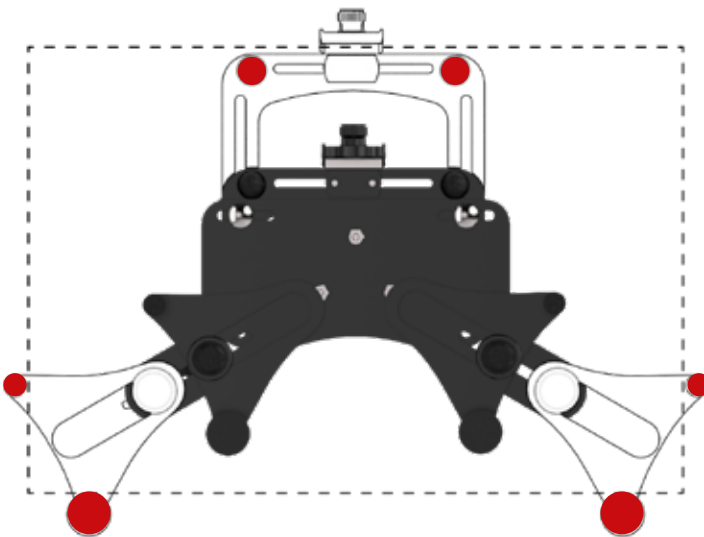
for SLS
14.1622



Mounting tablets without limitations

With the universal tablet holder, virtually any tablet device can get integrated into the Rehadapt mounting ecosystem. Don't worry about the brand, the size, aspect ratio or even odd dimensions of a protective case: after a one-time adjustment to your individual specs, you can safely attach the tablet to any Rehadapt mount with the UDS interface.


You can benefit from our quick release system to swiftly switch between mounting to a floorstand, wheelchair or table mount. This gives you great opportunities to operate your tablet in any situation, 24/7, in the way that works best for you or your client. Still the device can easily be taken out of the holder, for example for programming operations by caregivers.



- ✓ five adjustable holding points
- ✓ for 7" to 13" screen size
- ✓ for up to 36 mm (1 ½") thickness
- ✓ device height 180 to 285 mm
- ✓ device width 230 to 375 mm

No other mounting solution on the market comes even close to this versatility! The holding points secure the device with minimal contact so that all connections on the tablet remain accessible and the display is fully unobstructed. The universal adapter enables you to keep up with advancements in technology. When you switch input methods or update your tablet, you can still use the universal adapter and mount, as it is so versatile to adjust. This saves you a lot of time, hassle and money. Can be amended with the EyeGaze brackets.

Communication devices



COMMUNICATION DEVICES

Heavy weight dedicated speech generating devices often combined with eye tracking components need a stable and yet easy to use quick release system - mostly our universal device socket.



**Accent
800/1000**
16.1150



**Accent
1400**
16.1237



**Nova
Chat**
16.1144



**Nova
Chat 8.2**
16.1194



**Nova
Chat 10.6**
16.1236



Mobi 2
16.1138



**LC
EyeGaze**
16.1159



**EyeGaze
Edge**
16.1197



**Tobii I-12+/
I-15+/I-110**
16.1168



**GoTalk
Express32**
16.1134



**Tech/Talk 8
AMDi**
16.1146



Zingui
16.1135



Zingui 2
16.1206



Tellus 5
16.1187



**Mobile
Demand**
16.1230




Allora 2
16.1151



GridPad
16.1177

Adapter plates for communication devices in UDS and SLS variants.



AMDi Adapter

for UDS 16.1141
for SLS 14.1503



Light Writer SL40/45/50

for UDS 16.1129

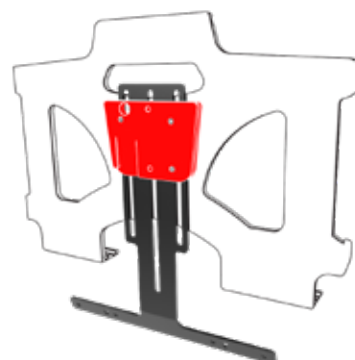


GoTalk 4+/9+/20+

for UDS 16.1221
for SLS 14.1555

Eye tracker brackets

Device adapter for eye control cameras. Applicable to Tobii PCEye Mini, Tobii PCEye Go, Tobii PCEye Explore, Alea CAM NT30, MyGaze, MyGaze Power, EyeTech TM5 mini, EyeV and Irisbond Duo eye-tracking camera. Compatible with all of Rehadapt's tablet or notebook cradles, both with UDS or SLS interface. Also version for VESA hole pattern available.



EyeGaze Bracket

standard 16.1193
VESA 16.1213

Irisbond Hiru Adapter

fits for UDS and SLS connections
16.1239



Alea CAM NT30

16.1145



Irisbond Duo Adapter

standard 16.1207
VESA 16.1232
for Tellus 5 16.1234

"Plan B"

When the speech generating device is not available: mountable clipboard & bookstand to position the printed fallback communication tools.



Clipboard
16.1201



Bookstand
16.1202

System bridges

AMPS hole pattern

The AMPS hole pattern is an industry standard configuration. It consists of four holes located in a rectangular pattern spaced at 30,17 mm by 46,05 mm. It is common for the AMPS pattern to consist of multiple holes to allow vertical or horizontal implementation. For hand-held and tablet-sized devices. Many cradles, brackets and protective cases (e.g. LifeProof) use the AMPS system.



for UDS
16.1169



for SLS
14.1546

VESA hole pattern

The VESA standard has typically square hole patterns for flat panel displays. To combine with our Universal Device Socket (UDS).



for 75x75
16.1117



for 100x100
16.1123

Velcro fastener

The famous hook-and-loop Velcro fastener consists of two components: a lineal fabric strip with tiny hooks that could "mate" with another fabric strip with smaller loops, attaching temporarily, until pulled apart. Perfect for attaching devices to our mounting system when no screws can be used.



116x135 mm
UDS 16.1148
SLS 14.1512



110x50 mm
SLS 14.1558

Adhesive tape

Permanent fixation with strong adhesive tape. Perfect for attaching devices to our mounting system indefinitely when no screws can be used.



116x135 mm
UDS 16.1147
SLS 14.1511



Tubes

Rehadapt offers tubes with different diameters and shapes for the M3D, H3D and L3D lines of products. All tubes are made of aircraft-grade aluminium. That makes them extremely sturdy while maintaining a light weight and absolutely even surface. Their perfectly round precision manufacturing translates into maximum force fit at any clamp.



Tubes

Overview


Rehadapt uses tubes with different diameters, shapes, functionality and accessories to build with ease the most flexible and sturdy mounting solution possible.

different diameters




L3D10

Ø 10 mm (3/8")



L3D16


Ø 16 mm (5/8")




M3D22

Ø 22 mm (7/8")

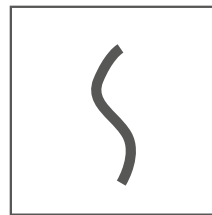
different shapes




Straight



Curved




Flexible



Accessories


extras






STRAIGHT

Straight tubes in different lengths and diameters.

Length	 M3D22	 M3D22*	 L3D16	 L3D10
100 mm (4")			14.9500	14.9512
150 mm (6")			14.9501	14.9513
200 mm (8")	01.5005	01.5505	14.9502	14.9514
250 mm (10")			14.9503	14.9515
300 mm (12")	01.5010	01.5510	14.9504	14.9516
350 mm (14")			14.9505	14.9517
400 mm (16")	01.5020	01.5520	14.9506	
500 mm (20")	01.5030	01.5530		
600 mm (24")	01.5031			

*slip-out safeguards included



CURVED

Curved rigid tubes with different offsets for angled positioning and extra clearance without the need of additional joints.

L-tube



L-Tube

12.5403

L-curved tube with a diameter of 22 mm (7/8") for an angled positioning without the need of an additional joint.



- ✓ height 275mm (11")
- ✓ offset 190mm (7,5")

Tubes



S-tubes




S-Tubes

S-curved tubes with a diameter of 22,25 mm (7/8") for extra clearance and offset without the need of additional joints.



Length/Offset	Diagram	152 mm (6")	228 mm (9")	304 mm (12")
660 mm (26")				
762 mm (30")				
863 mm (34")				
965 mm (38")				



FLEXIBLE


Flexible tubes for casual positioning, quick adjustments and injury prevention.

gooseneck

Flex tube

01.6015

Light 3D flex-tube with a diameter of 16 mm ($\frac{5}{8}$ ") for quick casual adjustments of lightweight devices with a maximum load capacity of 1.2kg or 2.5lbs (can be reduced in vibrating environments). Length: 350mm (14").



spring back

Flex back tube



Flexible L3D / switch mount tube with a diameter of 10mm. Always springs back to its origin! Perfect for compensating uncontrolled movements. Prevents injuries and damage.

14.9713

✓ with a length of 15 cm / 6"

14.9714

✓ with a length of 25 cm / 10"



telescopic


Telescopic tube

13.9505

Hybrid 3D telescopic tube. Diameters: 22 and 16. Extendable length: 400-650mm (16" - 26"). Defined length fixed with a bolt. Allen wrench included.



Tubes



ACCESSORIES

Rehadapt tubes are made of aircraft-grade aluminium and can be expanded in their functionality by adding different accessories.


end plugs



Slip-out safeguards

01.5500

Two slip-out safeguards with screws for \varnothing 22,25 mm ($\frac{7}{8}$ ") tubes (thickness: 2,3 mm). Allen wrench not included.



Standard end plugs

for L3D16 01.5998

for M3D22 01.5999



Restraining caps

Prevent joints to slide off the tubes during the assembly or readjustment of the mount.

for L3D10 01.5993

for L3D16 01.5994

cable management



Cable clips

Set of cable clips to keep cables organized along your mount. Easy to apply yet safe against inadvertent removal.

L3D set | 14.0116

2x for L3D10, 3x for L3D16

Switch set | 14.0110

6x for L3D10, 3x for L3D16

Floorstand set | 17.0145

3x for M3D22, 2x for FS

M3D set | 11.0122

5x for M3D22

Set of universal cable sleeves | 14.0120

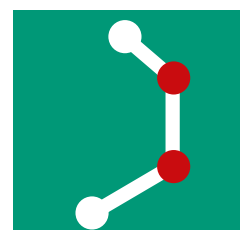
Set of 3 cable sleeves (3x 200mm - 3x 8") that can be wrapped around tubes with diameters 10, 16 or 22mm ($\frac{3}{8}$ ", $\frac{5}{6}$ " and $\frac{7}{8}$ ") and can keep multiple cables with different thicknesses neatly organized along Rehadapt mounts.





Joints


The connection of the tubes are critical in many ways. The flexibility of the joints define the versatility of the entire mount, and the force the connection points can take define the overall sturdiness.



Joints

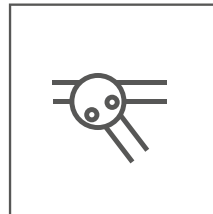

Overview

Rehadapt's signature joints combine maximum strength and flexibility with very intuitive operation. They can connect all three types of Rehadapt tubes. All joints are available with different options like with Allen screws, QuickShift levers or with an extra screw for locking the tube while still allowing movement.



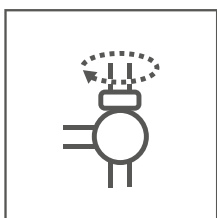
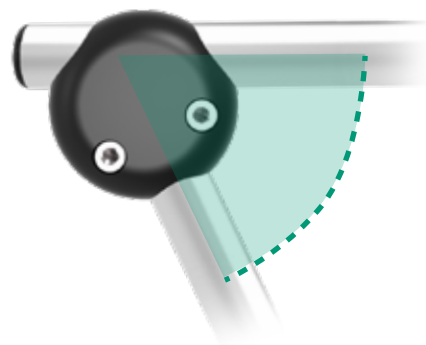
3D JOINTS

full 360° adjustment
in all dimensions



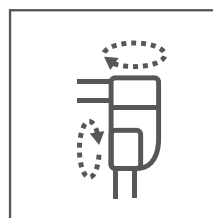
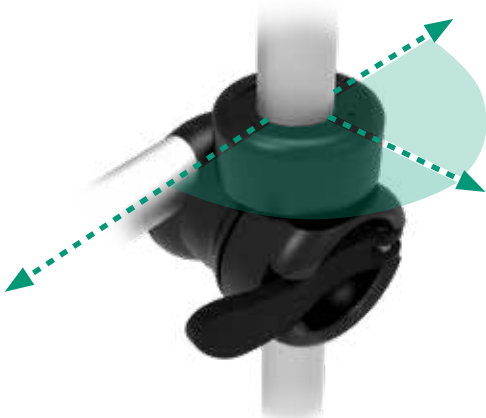
FIXED JOINTS

connect tubes
at a fixed angle




SWIVEL JOINTS

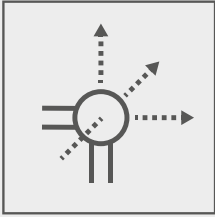
swing your mounts
between different
positions



FOLDING JOINTS

move a device easily up
and then forwards





3D JOINTS

Rehadapt's signature joints for full 360° adjustment in all dimensions with different options.

options



Screw

Adjusting the joint with an Allen bolt.



Screw & lock

Additional Allen bolt locks the tube's movement.



QuickShift lever

With additional QuickShift lever to adjust without tools.

QuickShift lever & lock

Additional QuickShift lever to adjust without tools and Allen bolt to lock the tube's movement.



Sleeves

Sleeve that allows a device adapter or tube with a smaller diameter to be clamped on L3D10 joints.

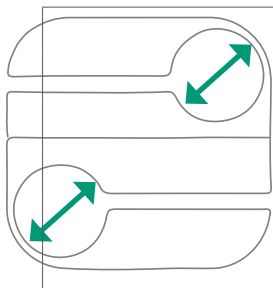
for Ø 6 mm (15/64")

01.5993

for Ø 8 mm (5/16")

01.5994

connecting different tube diameters

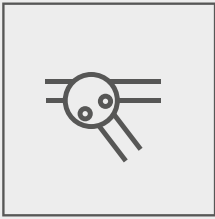


Combined diameters	Screw	Screw & lock	QuickShift lever	QS lever & lock
M3D22 to M3D22	11.1300		11.1350	11.1355
M3D22 to L3D16	14.1203		14.1253	
M3D22 to L3D10	14.1204		14.1264	
L3D16 to L3D16	14.1200	14.1257	14.1250	14.1254
L3D16 to L3D10	14.1201	14.1258	14.1251*	14.1255
L3D10 to L3D10	14.1202	14.1259	14.1252	14.1256

*variant with a smaller lever for a smaller footprint (14.1271)




Joints



FIXED JOINTS

Rehadapt's joints connecting tubes at a fixed angle.



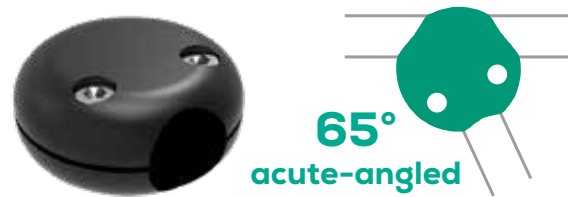
Connector for extending
M3D22 tubes **11.1522**



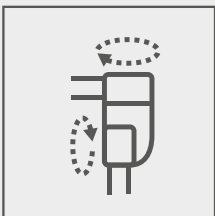
Connects tubes orthogonally
for M3D22 **11.1390**
for L3D10 **14.1303**



Connects tubes parallelly in M3D22 dou-
ble-tube HD systems
11.1500



Connects tubes at a 65° angle
for M3D22 **11.1330**
for L3D10 **14.1302**



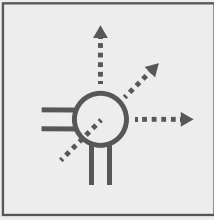
FOLDING JOINTS

Fold down unit to move the device easily up and
then to the side of the wheelchair. For use with
M3D22 tubes.



Fold down unit
For left side mounting
11.1321
For right side mounting
11.1320






SWIVEL JOINTS

Swing the mount to predefined positions and secure its position with an adjustable clamping force.

Our swivel joints let you easily swing the mount between predefined positions. Just open the QuickShift lever and lift the mount upwards. Due to the adjustable clamping force of the lever this can even be performed by the user himself.



Replacement kit 11.1260

for the swivel joint S (11.1220)
with a tough steel lever.



M3D Swivel Unit

11.1210

- ✓ M3D22 to M3D22
- ✓ with indexing latch
- ✓ no locking mechanism



L3D Swivel Unit S

14.1220

- ✓ L3D16 to L3D16
- ✓ with indexing slot
- ✓ with QuickShift lever



M3D Swivel Unit S

11.1220

- ✓ M3D22 to M3D22
- ✓ with indexing slot
- ✓ backlash-free
- ✓ with QuickShift lever
- ✓ clamping force adjustable




L3D Swivel Unit S 22

14.1222

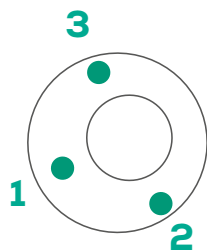
- ✓ M3D22 to L3D16
- ✓ with indexing slot
- ✓ with QuickShift lever

Joints



Indexing rings

Swing the mount to **three predefined positions: operating (1), exiting (2) and parking (3)**. Achieve this by either latching the pin into the desired position or sliding it smoothly through the slot.

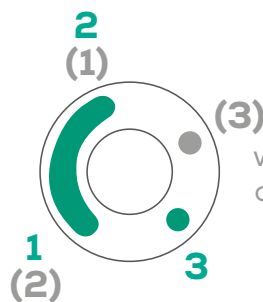


Indexing-latch

Swing the mount to predefined positions by latching the pin into one of the three holes.



for M3D22 tube **11.1253**




Indexing-slot

Latching the pin into the parking position and slide smoothly between operating and exiting position.



for M3D22 tube **11.1251**
for L3D16 tube **14.1225**



Indexing-slot 270°

Slide the mount smoothly between operating, exiting and parking position.

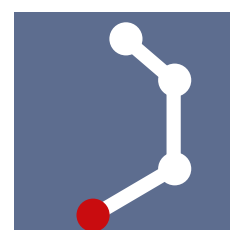


for M3D22 tube **11.1254**



Bases

Rehadapt offers the highest precision for clamping on a plethora of wheelchair frames with different profiles, diameters and sizes. Each base consists of two or three parts. There is always a frameclamp and a tube socket. Optionally you can add extensions in-between like offset spacers, a 90° angle or a coupler.



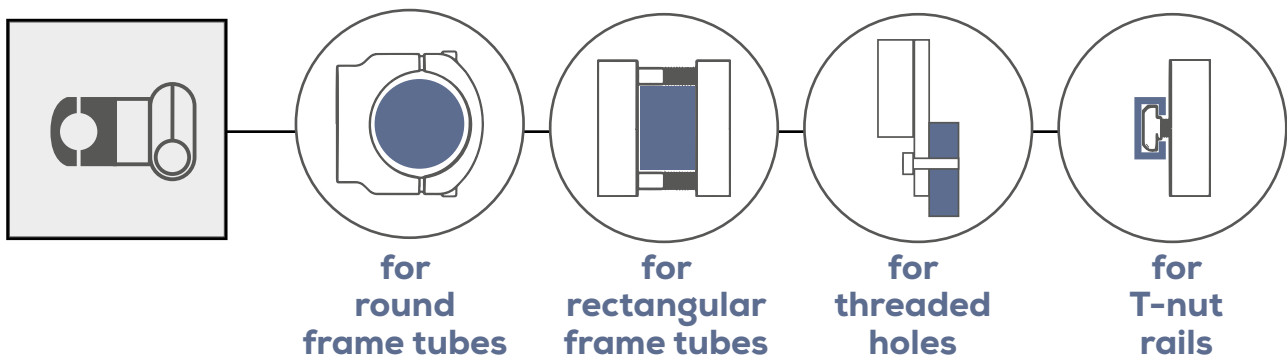
Bases

Overview

Create your individual frame clamp from various components to fit every need. Or choose from pre-configured complete bases ready to use on standard situations.

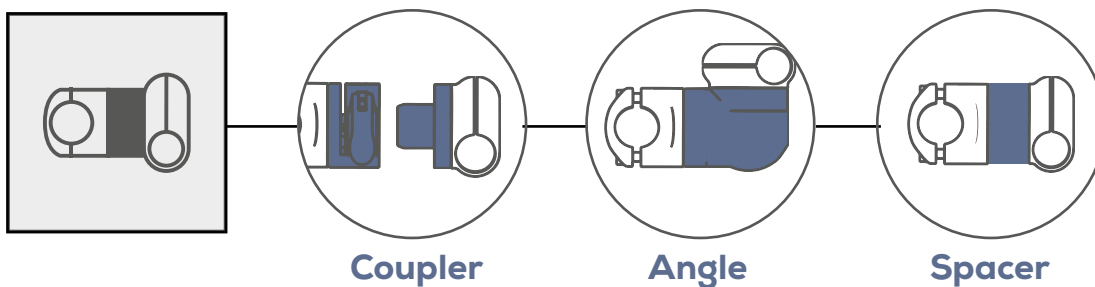
FRAME CLAMPS

Base-half clamping directly on the wheelchair frame.



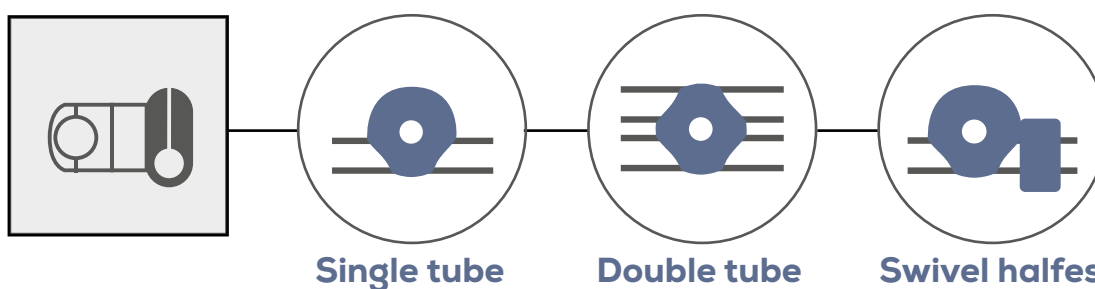
EXTENSIONS

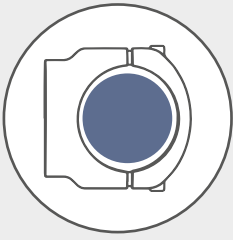
Choose between offset spacers, 90° angle or coupler.



TUBE SOCKETS

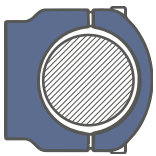
Base-half clamping the first tube of your mounting system.





ROUND FRAME CLAMPS

Frameclamps for wheelchair frames with round or oval profiles and different diameters. Optional sleeves available.



Closed socket

for wheelchair frames with a round profile.



M3D RKL

Rehadapt standard frame clamp for use in most common situations. Extendable with different sleeves to fit especially small or oval-shaped tube profiles.

Ø in mm	SKU
25	11.1125
26	11.1126
27/28	11.1128
29	11.1129
30	11.1130

Ø in mm	SKU
31/32	11.1132
33/34	11.1134
35	11.1135
36	11.1136
37/38	11.1138

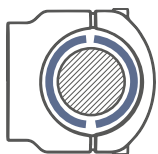
Ø in mm	SKU
39/40	11.1140
41/42	11.1142
44/45	11.1145

M3D RKL Kimba Neo | 11.1071

Monty 3D frame clamp specially designed for the oval tube of the „Kimba Neo“ stroller from OttoBock.



Frame clamps

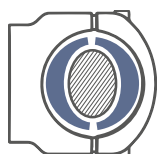


Circular sleeves

for use within the M3D RKL25 (11.1125)



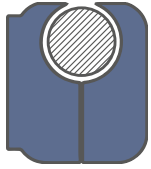
Ø in mm	Sleeve only	Combo with M3D RKL 25
19	01.2519	11.1119
20	01.2520	11.1120
21	01.2521	11.1121
22	01.2522	11.1122
23	01.2523	11.1123



Oval sleeves

only for use within stated frame clamps.

	Sleeve only	Combo with frame clamp
<p>Frame Sleeve Sunrise Medical Adapter sleeve to mount the M3D RKL 36 (11.1136) on Sunrise Medical wheelchairs with oval frame tubes 33 x 26.5 mm (e.g. Zippie Zone).</p>	 01.3633	 11.1192
<p>Frame Sleeve Leggero Adapter sleeve to mount the M3D RKL 36 (11.1136) on Leggero strollers with oval frame tubes 35 x 22 mm (e.g. Trak).</p>	 01.3635	 11.1193
<p>Frame Sleeve R82 Multiframe Adapter sleeve to mount the M3D RKL 40 (11.1140) on R82 wheelchairs with oval frame tubes 40 x 21 mm (e.g. Multiframe).</p>	 01.4021	 11.1194
<p>Frame Sleeve Rifton Pacer Adapter sleeve to mount the M3D RKL 45 (11.1145) on Rifton Pacer gait trainers with oval frame tubes 44.5 x 22 mm.</p>	 01.3634	 11.1195



Semi-open socket

Applicable when the frame tube is partially obstructed (e.g. overlying seat).



M3D RKL-T

Readapt semi-opened clamp for use in situations when the tube is not fully accessible. Not compatible with sleeves.

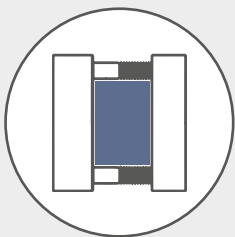
Ø in mm	SKU
16	11.1416
19	11.1419
20	11.1420
21	11.1421
22	11.1422

Ø in mm	SKU
23	11.1423
24	11.1424
25	11.1425
26	11.1426
27	11.1427

Ø in mm	SKU
28	11.1428
29	11.1429
30	11.1430
32	11.1432

M3D RKL-Madita-Fun | 11.1079

Monty 3D frame clamp for the armrest of the „Madita-Fun“ therapy chair from „Schuchmann“ (racetrack-shaped profile of 35 x 20 mm).



RECTANGULAR FRAME CLAMPS

Frame clamp for rectangular wheelchair frame elements with different heights.



M3D RKL-E30
11.1065

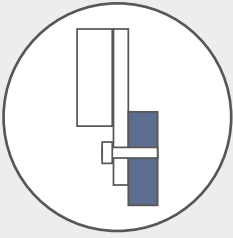
Monty 3D frame clamp for rectangular wheelchair frame elements up to 30 mm (1 3/16") thick.



M3D RKL-E30-70
11.1060


Monty 3D frame clamp for rectangular wheelchair frame elements from 30-70 mm (1 3/16" – 2 3/4") thick.

Frame clamps



CLAMPS FOR THREADED HOLES

Frame clamps for threaded holes of different diameters.



Flat surface

Frame clamps for mounting on flat surfaces or rectangular tubes with threaded holes.

M3D Adapter Ring | 11.1074

Monty 3D base mounting adapter to bolt to any flat surface. Combine with a Base Special or a Swivel Special to build a full unit.



M3D RKL M6 | 11.1073

Monty 3D special frame clamp with M6 bolts for wheelchair frames with Ø6mm holes or M6 threads.



M3D RKL M8 | 11.1070

Monty 3D special frame clamp with M8 bolts for wheelchair frames with Ø8mm holes or M8 threads.



M3D RAD-Per Uni | 11.1062

Universal Monty 3D Permobil frame clamp for the following Permobil chairs & seats:



Hexior
Canto
Corpus,
Corpus Jr, Vertical

Stander
KB
Lowrider
Chairman

HD
Street
Miniflex
Koala

Playman
Robo

M3D RKL M8 Mini | 11.1075

Monty 3D special frame clamp with M6 and M8 bolts for wheelchair frames with $\varnothing 6$ and 8mm holes (e.g. under the tie-down bracket). Saddle washers for tubes with $\varnothing 22$ and $\varnothing 25$ mm included.



Saddle washer


Saddle washers for mounting a flat frame clamp on a wheelchair tube with holes.

Set of saddle washers

Set of four 4 saddle washers. For $\varnothing 6 - 8$ mm holes. Bolts and other fastening elements included.



\varnothing in mm	SKU
22	01.3022
25	01.3025



T-NUT RAIL CLAMPS

Frame clamps with T-nuts for C-profile railings. Commonly suitable for powered wheelchairs.



M3D Permobil UniTrack | 11.1068

Monty 3D frame clamp for Permobil UniTrack rail / double T-nut system.



M3D T-Nut 16 x 6.5 | 11.1069

Monty 3D T-nut frame clamp for C-Profile railing max. 16 x 6.5 mm (15/16" x 1/4"). Suitable for the powered wheelchairs from „Quantum“ or „Invacare“.

Frame clamps



M3D T-Nut 10.5 x 4 | 11.1077

Monty 3D T-nut frame clamp for C-Profile railing max. 10.5 x 4 mm (13/32" x 5/32"). Suitable for the „Quickie“ powered wheelchair from „Sunrise Medical“.



M3D T-Nut 23 x 7 | 11.1066

Monty 3D T-nut frame clamp for C-Profile railing max. 23 x 7 mm (15/16" x 1/4"). Suitable for the powered wheelchair from „ETAC“ Balder.



M3D Item P5 | 11.1072

Monty 3D frame clamp for wheelchairs with Item profil 5 railing. Suitable for some powered wheelchairs from „SKS Rehab“.



M3D RKL T-Nut Sunrise Medical | 11.1067

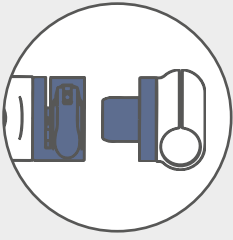
Monty 3D T-nut frame adapter for T-nut tracks from Sunrise Medical. Suitable for the „Q400“, „Q500“, „Q700“, „Puma 40“, „Ibis“ and „Jive M2“ powered wheelchairs with „SEDEO ERGO“, „PRO“ or „LITE“ seats.



M3D RKL T-Nut Karma | 11.1064

Monty 3D T-nut frame adapter for C-profile railing max 11.5 x 4 mm (W x H). Suitable for mounting under the armrest or rail of powered wheelchairs from Karma - Life & Mobility Group (e.g. Evo Lectus).

Extensions



COUPLER

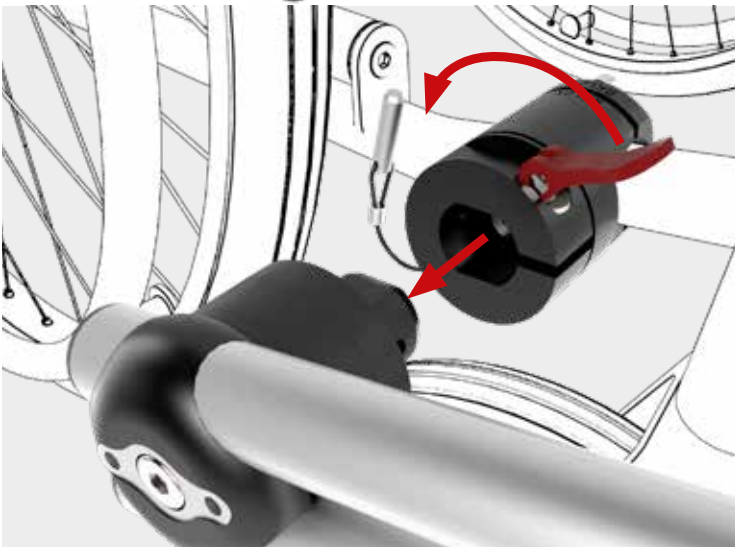
Remove the entire mount directly at the wheelchair frame with a quick release mechanism.



M3D Base Coupler

11.1555

Coupler to easily remove the entire mount at the frame clamp. Precise alignment achieved through a racetrack-shaped connection. Hand lever and locking pin for maximum safety. Adds a 38mm offset (1.5").



M3D Base Coupler Inner Part

11.1553

Attached to the wheelchair



M3D Base Coupler Outer Part

11.1554

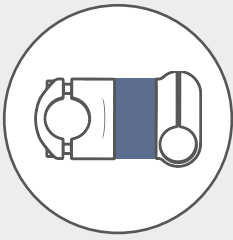
Attached to the mount



Check out our
**Youtube
channel**
for more
help!



Extensions



SPACERS

Connector that allows to gain more distance from the frame clamp when the wheelchair frame or accessories like breaks are in the way.



M3D Offset link 1"

11.1525

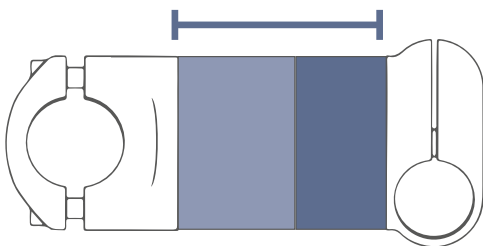
Monty 3D universal offset spacer 25mm (1") to be applied between any mating M3D joint, base or swivel unit components.



M3D Offset link 1 1/2"

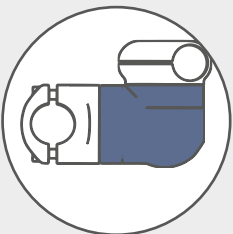
11.1538

Monty 3D universal offset spacer 38mm (1 1/2") to be applied between any mating M3D joint, base or swivel unit components.



Combineable

The offset spacers can be daisy chained if more distance is needed.



ANGLE

Connector that allows the attachment on otherwise poorly accessible frame parts.

M3D Base Adapter 90° | 11.1590

Perpendicular connector that allows the attachment of M3D and L3D mounts on otherwise poorly accessible frame parts. Locking with Allen screws.



Allows full 3D adjustability of the base

Tube sockets



SINGLE TUBE SOCKETS

Mount-side halves for clamping one tube and combine to any frame clamp (not included) to build an individual base unit.



M3D Tube Socket
11.1102

✓ for M3D22 tube



M3D Tube Socket Lock
11.1106

✓ for M3D22 tube
✓ with additional screw



M3D Tube Socket Rotation Lock
11.1080

✓ for M3D22 tube
✓ with RotLock*

*rotation lock elements to prevent the mount from sagging when carrying heavy loads or when the mount is on the left side of the wheelchair.



L3D16 Tube Socket
14.1101

✓ for L3D16 tube



L3D16 Tube Socket QS
14.1155

✓ for L3D16 tube
✓ with QuickShift lever



L3D10 Tube Socket
14.1119

✓ for L3D10 tube



Tube sockets



DOUBLE TUBE SOCKETS

Mount-side half for clamping double tubes and combine to any frame clamp (not included) to build an individual base unit.



M3D Tube Socket Rotation Lock HD 11.1081

Monty 3D double tube rotation lock element for base unit to prevent the mount from sagging when carrying heavy loads.




M3D Connector HD 11.1500

Monty 3D connector HD. Connects the parallel tube's that build HD double-tube systems.

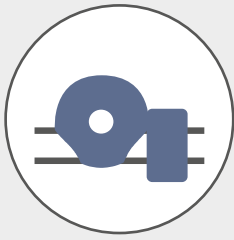
M3D HD Upgrade-kit 11.1403

Monty 3D upgrade kit to equip any M3D mount with a double tube.



Significantly reduces vibration, allows for heavy devices on long mounts.





SWIVEL HALVES

Mount-side halves of swivel units. Combine with any frame clamp to build an individual swivel unit attached directly to the wheelchair.



M3D Tube Socket Swivel-Joint-S
11.1222

- ✓ backlash-free



M3D Tube Socket Swivel-Joint-S + Index
11.1223

- ✓ backlash-free
- ✓ with indexing slot



M3D Tube Socket Rotation Lock Swivel-Joint S
11.1082

- ✓ backlash-free
- ✓ with indexing slot
- ✓ with RotLock*



M3D Tube Socket Swivel-Joint
11.1214



M3D Tube Socket Swivel-Joint + Index
11.1213

- ✓ with indexing latch

*rotation lock elements to prevent the mount from sagging when carrying heavy loads or when the mount is on the left side of the wheelchair.



L3D16 Tube Socket Swivel Unit S
14.1221



L3D16 Tube Socket Swivel Unit S + Index
14.1223

- ✓ with indexing slot

More information about **Swivel units** in the **Joints** section



Pre-configurations



L3D 10-Bases

Light 3D 10 base unit. Connector Ø10 mm (3/8") tubes with frame clamp for round wheelchair tubes with different diameters.

Ø in mm	SKU
10 - 10,5 mm (7/16")	14.1111
11 - 11,5 mm (7/16")	14.1115
12 - 13 mm (½")	14.1110
14 mm (9/16")	14.1114
15 mm (9/16")	14.1112
16 mm (5/8")	14.1113



L3D 10-Base E16 | 14.1116

Light 3D 10 base unit with frame clamp for rectangular elements from Ø10-16 mm (3/8-5/8") wide. Holds L3D Ø10 mm (3/8") tubes.



M3D Base SuperClamp | 12.1000

Versatile SuperClamp with tube socket for Ø22mm (7/8") tubes. Horizontal 360° rotation adjustable with a QuickShift lever.



with additional joint

Ø in mm	SKU
16 mm → 16 mm	14.1170
16 mm → 10 mm	14.1172



with additional QuickShift joint

Ø in mm	SKU
16 mm → 16 mm	14.1171
16 mm → 10 mm	14.1173

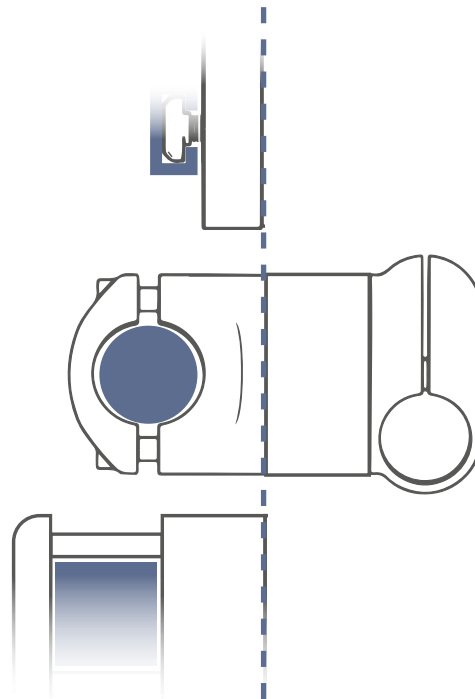


L3D 10 MiniClamp QS | 14.1174

Small universal tube clamp for Ø13-35mm tubes (½" - 1 3/8") with rubberized clutches. Rubber wedge for flat surfaces included. Quick fixation with clamping lever. Includes a L3D10 QS joint.

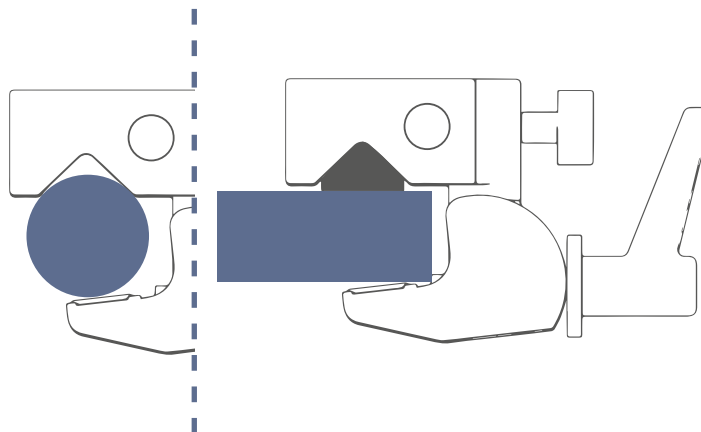
"BaseClamp"

Rehadapt offers the highest precision for clamping on a plethora of wheelchair frames with different profiles, diameters and sizes. BaseClamps offer the most stable mounting option and are designed to fit exactly to the according wheelchair frame. Perfect for fixed and durable mounting solutions.



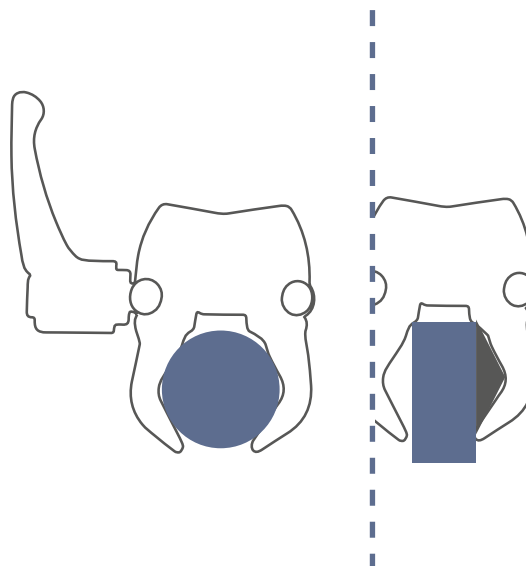
"SuperClamp"

Our SuperClamps mount onto both rectangular and round structures e.g. boards or tubes with a diameter/thickness of 13 mm to 50 mm (1/2" - 2"). Ideal for tables or lap trays for a quick yet sturdy solution.



"MiniClamp"

Quick to attach & detach and less bulky - our versatile MiniClamp is ideal for round or oval tubes of typical wheelchair frame diameters from 13 to 35mm (1/2" to 1 3/8"). It comes with rubberized clutches and additional inlays to fit even on rectangular tubes. Quick toolless fixation with a clamping lever. Optimal for lightweight items such as switches.



Tools

Assembly

Allen Wrench tools with t-handle option in different diameters and lengths:



5 mm

01.0027

✓ with T-handle

5 mm

01.0008

✓ with longer shaft

5 mm

01.0014

✓ standard



2.5 mm

01.0035

3 mm

01.0002

4 mm

01.0029

3/32"

01.0436

7/32"

01.0437



**Slot Screwdriver
5x100**

01.0435



Assembly tool

01.0037

for widening the clamping gap

Measuring



Folding Yardstick

01.0045

with riveted lock joints. Metric and imperial system.

Overall length: 2m (78")



Post-It

00.4016

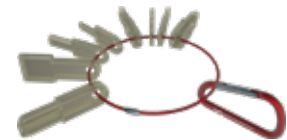
to measure the diameter of tubes in both millimeters and inches. Maximum tube diameter: 46mm (1 13/16").



Digital Caliper

01.0032

Carbon fiber caliper with a digital display. Measurement range: 0-150mm (0-6"). Accuracy: ±0.1mm.



T-nut gauge set

01.0600

To be inserted in the T-nut profile and easily identify the correct fitting Rehadapt frame clamp

Consumables



OKS 250 Lubricant 8ml

04.0012


to be applied on bolts and achieve the optimum tightening torque while protecting the threads from corrosion



Alcohol wipes

01.0078

for cleaning and disinfecting surfaces. Appropriate for cleaning Rehadapt's joints and tubes.



Kits

Professionals with a high case load benefit from carefully selected assortment of tools, available in easy to maintain, durable cases. Developed for the specific needs of Assistive Technology assessment teams.



Assessment Kit

Positioning is most often the key that turns technology into Assistive Technology. Finding just the right spot for devices, displays or access tools is a critical part of every evaluation. The development of the Rehadapt Assesment Kit was guided by the specific needs of Assistive Technology assessment teams.



Assessment Kit Premium

19.9000

- ✓ Composed of field-tested assortments of items for real life scenarios
- ✓ Held ready in highly durable, mobile, and easy to maintain cases
- ✓ With helpful documentation, supporting beginners & advanced users
- ✓ Heavily subsidized to make these essential tools truly affordable



Assessment Kit Premium

19.9000

Full kit to assess mounting of any device or switch to wheelchairs, including sophisticated and heavy duty setups. Selection holds all relevant items of the Rehadapt portfolio, including the latest portfolio updates. Cart included.

Rich assortment of mounting elements to cover the full range of Assistive Technology mounting needs. Allows for assessing positioning needs & practical handling of AAC equipment, but also building custom mounts to fit almost any wheelchair. The kit enables coping with tricky wheelchairs, double tube mounts for enhanced ruggedness, or unusual mount lengths. Includes a number of generic adapters and comes with a folding carry cart.

- ✓ Comprehensive documentation
- ✓ M3D/L3D parts for general and specialized wheelchair attachments

The Rehadapt Assessment Kit comes with individual order codes that allow for life-long discounts when the kit needs to be restocked.

Specific discount conditions
for this product!



Assembly tool 01.0037

Tool used for easing the insertion of tubes into Rehadapt joints by widening the clamping gap.



Box screws 19.9113

Plastic box containing an assortment of the most common screws and washers used in Rehadapt's products.

Control Mount Kit

This kit consists of an assortment of components selected for rehab technicians and mobility providers who are serving clients in power wheelchairs. It contains essential L3D and new specific components for assessing and designing customized mounting solutions for special controls. These tools will speed up the provisioning process tremendously.



Control Mount Kit 19.9005

- ✓ build customized solutions from scratch
- ✓ essential L3D and new specific components for mounting special controls



Control Mount Kit 19.9005

Kit with broad assortment of mounting items for control solutions such as Switches, Joysticks or Wheelchair Control Units. Includes switches. Note: specific discount conditions for this product!

Wheelchair users seek the most ergonomic and durable way to control the wheelchair functionalities, while cost bearers want to reach most economic disability compensation. For all, it is crucial to be able to design effective mounting and positioning solutions for the controls and try them out on the spot.

The Control Mount Kit comes with all necessary parts to build customized solutions from scratch, including both wheelchair frame clamps, as well as adapters for joysticks, control units and sensors. We even included three PikoButtons.

The slim and lightweight design of the durable case makes the kit an ideal daily companion in the rehab technician's routine, while the shadowboard inlays keep all items in their designated place and allow for an easy restocking.



Specific discount conditions for this product!

PikoButtons

Switch for operating different devices. Different diameters. Activation force 75g (0,08lbs). Cable length: 1.5m (4,92ft). Mono Jack plug 3.5mm (1/8"). Mounting plate sold separately.



Ø 30 mm silver
01.1013



Ø 30 mm black
01.1014



Ø 50 mm black
01.1015

Service Kit

We want to make working with our products as simple as possible – however, even after thorough planning, installing a mount could involve a number of issues, from your customer having a new wheelchair, to changing their mind about the position of the device.

In order for you to successfully complete the installation without having to order new parts and wait for the delivery, we have developed a handy bag that contains the most important materials and tools needed for small ad hoc changes, spontaneous maintenance or other unexpected requirements.



Service Kit

19.9100

- ✓ Maintenance kit
- ✓ Replacement parts
- ✓ Small and light transportation bag



Service Kit

19.9100

Small lightweight bag for the quick replacement of components of the M3D line. The kit includes tubes, frame clamps, joints and consumables, as well as measuring and adjustment tools.

With our M3D Service Kit, consultants delivering devices with a M3D wheelchair mount will be prepared for a number of situations, saving time and money, and immediately providing a user-friendly solution to common problems.

The service kit is also useful when you visit a facility with several clients and find older mounts in poor shape. The tools and replacement parts contained in the kit will allow you to perform maintenance and leave your clients with mounts as good as new.

Everything neatly packed in a sturdy and stylish bag that is easy to transport.



Specific discount conditions for this product!

Box T-nut 19.9111

Plastic box containing a assortment of parts that can be used in combination with Rehabadapt's frame clamps. The T-nuts were designed to fit wheelchair frames with a multitude of different slot profiles.

Box Screws 19.9112

Plastic box containing a assortment of the most common screws and washers used in Rehabadapt's products.



Training Kit

Our new Training Kit contains all necessary elements for learning the most important aspects of wheelchair mounting by doing! Just **turn any common seat** right in the comfort of your home or office **into a real world wheelchair scenario** with a mounting frame of your choice.

This kit enables hands-on experience in combination with an online training session with our mounting experts / sales team. It is the most effective way to gather wheelchair mounting practical knowledge whether you have or don't have any previous experience. On our side, these training sessions ensure our products are used as intended in the field match and that we fulfill the high training requirements for our products.



Training Kit 19.9110

- ✓ Training Kit ready to built M3D, H3D and L3D mounts
- ✓ Mock-up of most common wheelchair frames
- ✓ Comes with digital training material
- ✓ Small and light transportation bag



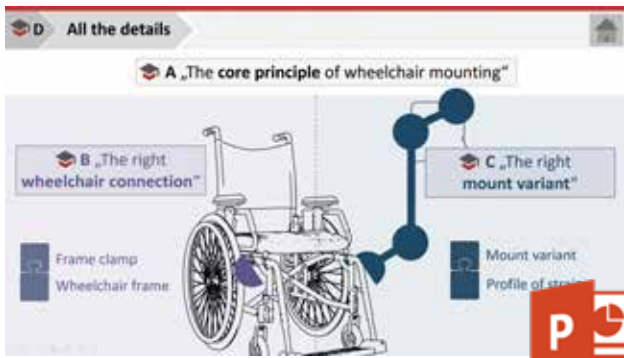
„We were extremely happy with the training materials. We had to do very little preparation and the slides and the kit itself are fabulous. The main thing we needed to do was just familiarise ourselves with the layout of the kit and how to assemble things like the dual clamp kit with the wheelchair rails.“

Charlene Cullen - Assisive Technology Specialist



Training Kit 19.9110

Kit designed for practicing wheelchair mounting. It includes elements to simulate different types of wheelchair frames, as well as the components needed to build M3D, H3D and L3D mounts from scratch. Comprehensive instructions and tools included.



This Training Kit comes with digital training course materials which fully equip you to train your team members too. The course consists of the following four modules:

Module A

The core principle of wheelchair mounting (approx. 20 min)

Module B

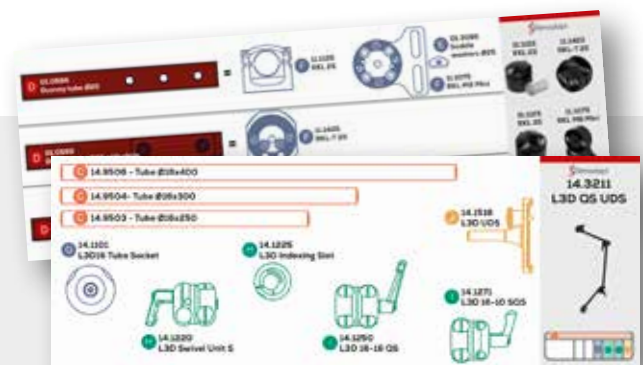
The right wheelchair connection (approx. 45 min)

Module C

The right mount variant (approx. 30 min)

Module D

All the details (approx. 30 min)



An extensive manual and shadowboards give a quick and easy guidance into using this Training Kit with all its components to setup your own mounts without the need of a real wheelchair.



Our service „VMS“

Your communication device deserves the perfect mount and you deserve superior service. We analyze your specific needs to provide you with the best mounting solution. For free! Our Virtual Mounting Service is the quick and easy way to your custom made wheelchair mount.





The quick and easy way

to your custom made wheelchair mount

We analyze your specific needs to provide you with the best mounting solution. For free!

One of our greatest passions is to engineer durable, and custom made wheelchair mounting solutions. You will benefit from our devotion to quality, during the many years of using your mount. All our mounts are manufactured in Germany, using high tenacity aluminum alloys, also found in leading-edge wheelchairs and aircraft design.



To build your customized wheelchair mount, we use our extensive knowledge, high-tech materials, and an ultra-precise manufacturing process – the result, a mount that is lightweight, rugged and personal.

VMS – virtual mounting solutions: a unique service powered by Rehadapt!

Four simple steps

1

You ask

Send us pictures of your wheelchair and basic information about the chair and your device.



2

We engineer

Our experienced engineers will design a custom mounting solution within just three business days.



3

You approve

After 3 business days we send you a proposal with the visualized solution photoshopped into your picture.



4

We deliver

We ship your pre-assembled individual solution within five business days after order.



Apply now for your virtual mounting solution!



VMS to go app

Collect and send all necessary information easily on the fly with an app guiding you step by step.



Web form

Use the web form to type in all necessary information and upload your pictures from your computer.



PDF Worksheet

Download our VMS worksheet to fill out and send it in an email later from your own computer.

“Your communication **device** deserves the perfect **mount** and **you** deserve superior **service**”

We  your **feedback**

Be our driving force to improve your Rehadapt experience!

www.rehadapt.com/vms/feedback



Fast

Only 3 business days and you can see a visual proposal in detailed superimposed images.



Economical

No meetings, no travelling efforts, no wait times required.



Simple

We provide illustrated assembly instructions and an easy-to-handle order ID.



Training

Obtain professional tools and expert training to serve your clients with profound positioning and mounting skills. We have provided thousands of mounting solutions around the globe, often in highly individual setups. We are happy to share our knowledge and transfer mounting expertise to the field.





Together we will find a way - online too!

To position a communication device achieving the perfect mount can be a challenge. Let's work on this together. Besides our rich assortment of products and components you might already know our VMS service. But there is even more we can do for you:

"Let us turn you into a mounting expert with our profound training and tools"



Online

Free webinars
for groups



On-site

Free hands-on workshop
at our or your facilities



Videos

„Mounting Made Easy“
Youtube channel


Obtain professional tools and expert training to serve your clients with profound positioning and mounting skills. We have provided thousands of mounting solutions around the globe, often in highly individual setups. We are happy to share our knowledge and transfer mounting expertise to the field.

We offer training in many different formats. On-site training is one effective way to learn more about our solutions. Do you want to learn how to better use our mounts?

Let us know: www.rehadapt.com/trainings



All you need for learning the most important aspects of wheelchair mounting: The **Training Kit** is designed for practicing wheelchair mounting - without the need to have a wheelchair around! Just turn any common seat right in the comfort of your home or office into a real world wheelchair mockup.

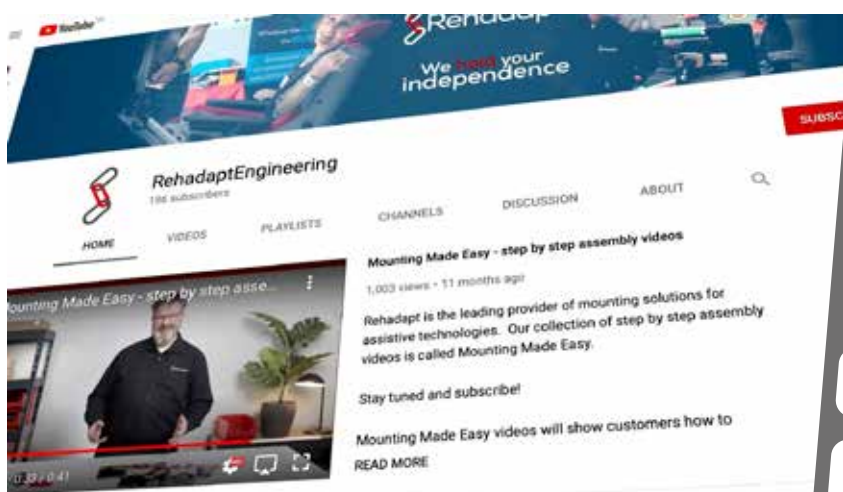


More on page 92!


MOUNTING MADE EASY

Rehadapt is the leading provider of mounting solutions for assistive technologies. Our growing library of step-by-step assembly videos helps customers all over the world to use and service their Rehadapt mounting solutions with ease!

Participate and let us know what is your favorite topic we should cover in our next episodes.



**Stay tuned and subscribe
to our Youtube channel!**



www.youtube.com/user/rehadapt

